

MHT LUXURY ALLOYS

CELEBRATING

1986 30 2016
YEARS

niCHE
ROAD WHEELS

rotiform

FUEL
OFFROAD

TOWERS

U.S. MAG.
WHEELS

FOOSE

TABLE OF CONTENTS

INTRODUCTION

- 002..... Our 30th Anniversary
- 003..... Paint / Powdercoat
- 005..... Cast vs. Forged
- 007..... New for 2016 Wheels

CAST WHEELS

- 009..... Niche - Sport
- 035..... Niche - Race
- 037..... Rotiform
- 049..... Fuel - 1PC
- 081..... Fuel - 2PC
- 095..... Dub
- 115..... U.S. Mags
- 133..... Foose Design Wheels

FORGED WHEELS

- 145..... Forged Introduction
- 147..... How to Order
- 149..... Construction Options
- 153..... Monoblock Forging Profiles
- 155..... Custom Finish Options
- 157..... Niche Forged
- 183..... Rotiform Forged
- 199..... Fuel - Forged
- 223..... Fuel - Beadlock
- 225..... Fuel - Cast Dually
- 231..... Fuel - Forged Dually
- 241..... Dub - Forged
- 253..... Dub - Spinners/Skirts
- 259..... US Mags - Multipiece
- 273..... Foose Design Wheels

UTV/TIRES/GRILLES/WARRANTY

- 287..... Fuel UTV - Wheels
- 289..... Fuel UTV - Gripper M/T
- 291..... Fuel Gripper M/T
- 293..... Fuel Gripper A/T
- 295..... Grilles
- 297..... Warranty

NICHE ROAD WHEELS

Niche Road Wheels are designed and engineered for today's high performance road cars. Niche designs are offered in both cast and forged constructions. Our cast styles are offered in an industry leading range of vehicle applications and finishes. New for 2016 is our brushed finish on cast wheels like the Anzio, Ascari, and Turin. The Niche Road Wheels offers the greatest selection of style, size, application, and finish options on the market today.

ROTIFORM

First established in 2009, Rotiform has grown to be the leading brand for aggressive fitments and avant garde designs. With a nod towards retro European styling blended with cutting edge profiles and new construction techniques Rotiform wheels push the limits of modern car modification. Rotiform wheels are available in both cast and custom forged builds featuring a vast variety of sizes and specialty finishes.

FUEL OFFROAD

Fuel Off-Road has developed into the most sought after truck wheel brand on the market today and it continues to add to its arsenal for 2016. We've continued to further evolve off-road wheel design with high end brushed finishes available on the new Vector and Recoil. With the success of our expanding Fuel Forged program, we saw fit to add forged 1 piece forged dually wheels to the line up. Sticking to the saying "go big or go home", we are proud to introduce the first ever 28" dually wheel and tire package. We've also expanded our tire division with the all-new Gripper A/T. Whether stock, leveled, lifted or trail ready, Fuel Off-Road has the wheels, tires, or grilles you are looking for.

DUB WHEELS

For the past 20 years DUB Wheels has been changing the way we think of the aftermarket wheel. Staying true to our history of pushing the limits of wheel size and vehicle fitment, DUB Forged wheels are now available up to 34". We've also expanded the luxury brushed finishes available on our 1 pc cast wheels. The new DUB Lit and Baller feature a brushed face with gloss black windows.

US MAGS

U.S. Mags is one of the original custom wheel brands in the U.S. With roots in American open wheel racing, U.S. Mags has evolved from the original Indy wheel to the complete line up you see today: Vintage Cast and Billet, Supreme Classics, Resto Mod, Pro Touring, and Tuckin Forged. We now offer some of our most popular custom forged designs like the Big Slots, Hustler, and Milner in 1 piece cast construction. U.S. Mags offers the most diverse designs and applications from classic or vintage restorations to modern tuck trucks. Past to present, U.S. Mags continues to innovate.

FOOSE DESIGN WHEELS

Foose Wheels are designed by world-renowned hot rod builder, Chip Foose. Chip's designs are available in both cast and custom billet construction. Foose designs are not only made for vintage cars or hot rods, but also modern muscle cars, trucks, and SUV's. Whether you drive a '69 Camaro, '57 Bel-Air, slammed F-150 or 2016 Mustang GT, Foose wheels has the styling and construction type to enhance your vehicle.



MHT LUXURY ALLOYS THIRTY YEARS.

Designing, building, casting, forging, innovating, distributing, growing, leading, and generally kicking ass. These are a few of the things we have been doing over the past 30 years. We pride ourselves on delivering the best styles, the highest quality and widest range of fitments for any vehicle on the road today. Our six wheel brands offer options for every automotive enthusiast - Niche in the import market, Fuel Off Road in the Truck/SUV space, Rotiform for the euro and aggressive stance crowd, U.S. Mags for the classic and custom car market, DUB in the street scene, and lastly car designer Chip Foose's own iconic line. We build the wheels of your dreams.

Here's to the next thirty years.





OUR NEW AUTOMATED PAINT & POWDERCOAT LINE

In 2015 we invested heavily in the ability to offer complete, one stop in-house finishing. We designed and constructed a state of the art powdercoat and paint facility. Using cutting edge technology and programmable automation we can offer custom finishes on any MHT brand wheel and delivery times that will make you wonder if we don't just stock every color and finish under the sun.

We don't.



NIGHT
ROAD WHEELS

rotiform

FUEL
OFF-ROAD

DUB

U.S. MAG.
WHEELS

FOOSE

THE WHEEL TRUTH CAST VERSUS FORGED.

We offer our wheels in both custom forged construction as well as in-stock cast designs. With value at any budget, we can build for your widebody supercar or fit your daily driven sedan. Custom forged wheels allow us to tailor your

specific fitment needs and build for "to the millimeter" perfect fits, while cast wheels allow you to add a unique wheel to most vehicles with fitments from stock to aggressive. Now you can build 100% of your dream vehicle on any budget.

FORGED WHEELS

- Customizable width, offset, and diameter.
- Custom profile and lip options.
- Infinite finish combinations.
- Built to order, for your vehicle.
- Strongest and lightest construction.

CAST WHEELS

- Fixed width, offset and diameter.
- Custom finishes available
- Easy to stock and sell
- Low cost of ownership.

NEW FROM MHT FOR 2016

niche
ROAD WHEELS



rotiform



DUB



FOR 2016 WE'RE RELEASING OVER 100 NEW DESIGNS ACROSS THE NICHE, FUEL, ROTIFORM, DUB, US MAGS, AND FOOSE BRANDS. SOME STYLES ARE CAST ONLY, AND SOME FORGED ONLY. THIS KEY IS JUST FOR VISUAL REFERENCE. PLEASE SEE CATALOG SECTIONS FOR DESIGN SPECIFICS.

* CAST DESIGN ** FORGED DESIGN **FUEL**
OFF-ROAD



New Fuel Monoblock forged dualy wheels. See pages 233-234



U.S. MAG
WHEELS



FOOSE



**NICHE
CAST**

**WHEEL
SERIES**

niche
ROAD WHEELS



ANZIO | M164

NEW WHEEL

gloss black
5-lug compatible with BMW / MBZ center caps

22 x 9.0	+25, +38, +45
22 x 10.5	+30, +40, +45, +55



ANZIO | M165

NEW WHEEL

gloss black & brushed
5-lug compatible with BMW / MBZ center caps

22 x 9.0	+25, +38, +45
22 x 10.5	+30, +40, +45, +55



APEX | M125

silver & machined
5-lug compatible with BMW / MBZ center caps

18 x 8.0	+15, +40, +42
18 x 9.5	+18, +40, +50
20 x 8.5	+15, +25, +34, +35, +42
20 x 10	+20, +40, +50, +55
20 x 10.5	+27, +30, +35
22 x 9.0	+15, +25, +38
22 x 10.5	+20, +30, +45



APEX | M126

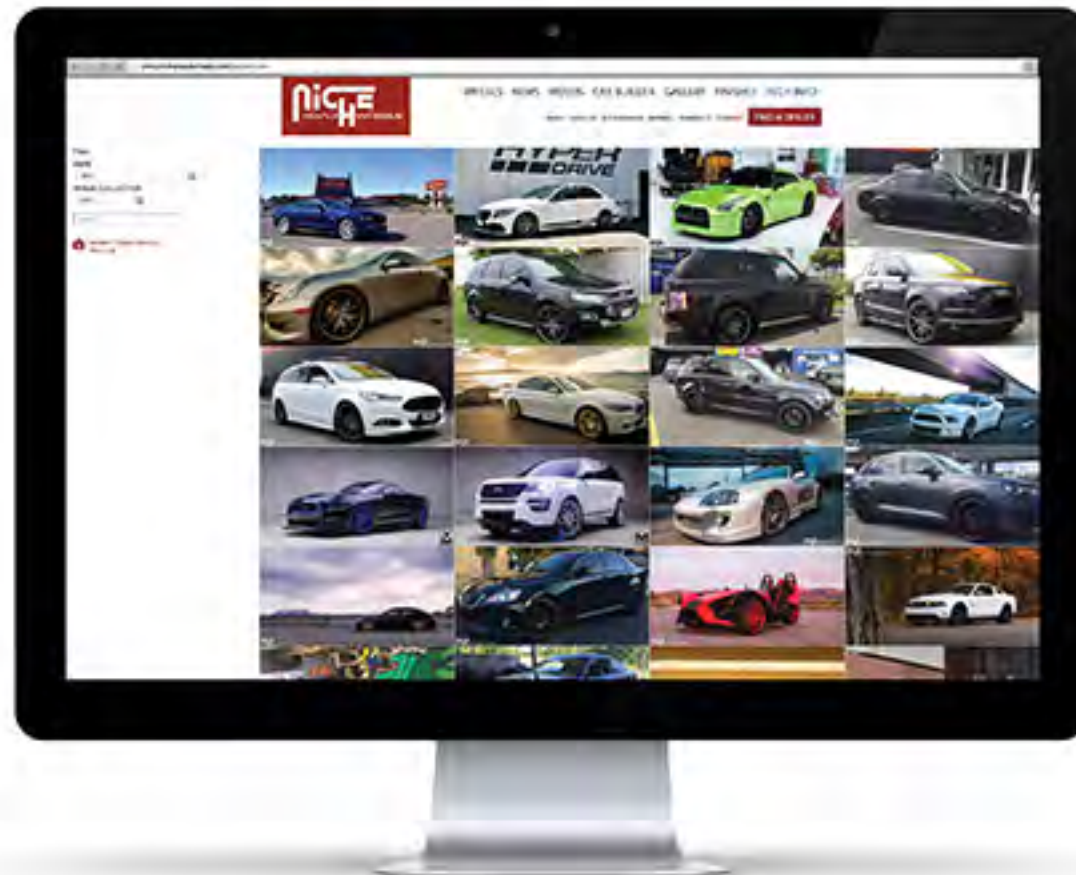
black & machined ddt
5-lug compatible with BMW / MBZ center caps

18 x 8.0	+15, +40, +42
18 x 9.5	+18, +40, +50
20 x 8.5	+15, +25, +34, +35, +42
20 x 10	+20, +40, +50, +55
20 x 10.5	+27, +30, +35
22 x 9.0	+15, +25, +38
22 x 10.5	+20, +30, +45



To see additional Niche Road Wheels equipped vehicles visit nicheroadwheels.com/gallery.cfm

Galleries updated daily with new wheels and cars from our customers and our media team.



porsche cayenne // apex
22" x 10.5"



porsche panamera // anziò
22" x 9.0" / 22" x 10.5"



ASCARI | M166

NEW WHEEL

gloss black & brushed
5-lug compatible with BMW / MBZ center caps

20 x 9.0	+18, +25, +35, +38
20 x 10	+40
20 x 10.5	+20, +27, +30, +35



ASCARI | M167

NEW WHEEL

bronze
5-lug compatible with BMW / MBZ center caps

20 x 9.0	+18, +25, +35, +38
20 x 10	+40
20 x 10.5	+20, +27, +30, +35



CIRCUIT | M110

satin black
5-lug compatible with BMW / MBZ center caps

18 x 8.0	+30, +40
19 x 8.5	+35, +40, +48
19 x 9.5	+34, +35, +48
20 x 8.5	+34, +35, +42
20 x 10	+40
22 x 9.0	+18, +35, +38, +42
22 x 10.5	+20, +40, +45



CITRINE | M155

bronze
5-lug compatible with BMW / MBZ center caps

18 x 8.0	+40, +42
18 x 9.5	+35, +40, +45
19 x 8.5	+34, +35, +40, +42, +45
19 x 9.5	+35, +40, +48
20 x 8.5	+25, +34, +35, +40, +42
20 x 10	+40, +50
20 x 10.5	+27, +30, +35



CITRINE | M161

silver & machined
5-lug compatible with BMW / MBZ center caps

18 x 8.0	+40, +42
18 x 9.5	+35, +40, +45
19 x 8.5	+34, +35, +40, +42, +45
19 x 9.5	+35, +40, +48
20 x 8.5	+25, +34, +35, +40, +42
20 x 10	+40, +50
20 x 10.5	+27, +30, +35



lexus rcf // ascari
20 x 9.0 / 20 x 10

ENYO | M115

black & machined ddt
5-lug compatible with BMW / MBZ center caps

20 x 8.5	+15, +25, +34, +35, +42
20 x 10	+40, +50
20 x 10.5	+20, +30, +35, +45



ESSEN | M146

silver & machined
5-lug compatible with BMW / MBZ center caps

18 x 8.0	+40, +42
19 x 8.5	+35, +42, +48
19 x 10	+40, +48, +55
20 x 9.0	+25, +35, +38
20 x 10	+40
20 x 10.5	+27, +30, +35
21 x 9.0	+25, +35, +38, +45
21 x 10.5	+20, +32, +35, +40, +45



ESSEN | M147

satin black
5-lug compatible with BMW / MBZ center caps

18 x 8.0	+40, +42
19 x 8.5	+35, +42, +48
19 x 10	+40, +48, +55
20 x 9.0	+25, +35, +38
20 x 10	+40
20 x 10.5	+27, +30, +35
21 x 9.0	+25, +35, +38, +45
21 x 10.5	+20, +32, +35, +40, +45



ESSEN | M148

chrome
5-lug compatible with BMW / MBZ center caps

19 x 8.5	+35, +42
19 x 10	+40, +55
20 x 9.0	+25, +35, +38
20 x 10	+40
20 x 10.5	+27, +35



FORM | M157

anthracite
5-lug compatible with BMW / MBZ center caps

19 x 8.5	+34, +35, +40, +42
19 x 9.5	+35, +48
20 x 8.5	+15, +25, +34, +35, +40, +42
20 x 10	+40, +45, +50
20 x 10.5	+20, +27, +30, +35
22 x 9.0	+25, +32, +38, +48
22 x 10.5	+30, +35, +40, +45, +55



FORM | M158

bronze
5-lug compatible with BMW / MBZ center caps

19 x 8.5	+34, +35, +40, +42
19 x 9.5	+35, +48
20 x 8.5	+15, +25, +34, +35, +40, +42
20 x 10	+40, +45, +50
20 x 10.5	+20, +27, +30, +35
22 x 9.0	+25, +32, +38, +48
22 x 10.5	+30, +35, +40, +45, +55





bmw 535i // enyo
20" x 8.5" / 20" x 10.5" / custom paint

GT | M133

matte black

5-lug compatible with BMW / MBZ center caps

20 x 8.5	+15, +25, +34, +35, +42, +45, +50
20 x 10	+20, +30, +40, +45, +50, +55
20 x 10.5	+20, +25, +27, +28, +30



INVERT | M162 (DIRECTIONAL)

silver machined

5-lug compatible with BMW / MBZ center caps

20 x 9.0	+25, +32, +35, +38
20 x 10.5	+27, +30, +35, +45



INTAKE | M159

black & machined ddt

5-lug compatible with BMW / MBZ center caps

20 x 8.5	+18, +32, +35, +38, +42
20 x 10	+40, +50
20 x 10.5	+20, +32, +35, +45
22 x 9.0	+25, +32, +38
22 x 10 SUV	+35, +38, +40, +50
22 x 10.5	+30, +35, +40, +50



INVERT | M163 (DIRECTIONAL)

black & machined ddt

5-lug compatible with BMW / MBZ center caps

20 x 9.0	+18, +25, +32, +35, +38
20 x 10.5	+20, +27, +30, +35, +45



INTAKE | M160

silver machined

5-lug compatible with BMW / MBZ center caps

20 x 9.0	+18, +32, +35, +38, +42
20 x 10	+40, +50
20 x 10.5	+20, +32, +35, +45
22 x 9.0	+15, +25, +26, +32, +38, +42
22 x 10 SUV	+35, +38, +40, +50
22 x 10.5	+20, +25, +30, +35, +40, +45



LUCERNE | M141

pvd black chrome

5-lug compatible with BMW / MBZ center caps

17 x 8.0	+40
18 x 8.0	+40, +42
18 x 9.5	+40, +48
19 x 8.5	+35, +42, +45
19 x 9.5	+35, +48
20 x 9.0	+35, +38
20 x 10	+36, +40





bmw m4 // invert
20" x 10.5"

MILAN | M132

chrome
5-lug compatible with BMW / MBZ center caps

19 x 8.5	+34, +35, +42
19 x 9.5	+35, +48
20 x 8.5	+34, +35
20 x 10	+40
20 x 10.5	+35



MILAN | M134

black & machined ddt
5-lug compatible with BMW / MBZ center caps

19 x 8.5	+34, +35, +40, +42, +45
19 x 9.5	+35, +40, +48
20 x 8.5	+15, +25, +34, +35, +40, +42, +45
20 x 10	+40, +50, +55
20 x 10.5	+20, +27, +30, +35
22 x 9.0	+15, +25, +38, +48
22 x 10 SUV	+35, +38, +40, +45, +50
22 x 10.5	+20, +30, +40, +45, +50



MILAN | M135

silver & machined
5-lug compatible with BMW / MBZ center caps

19 x 8.5	+34, +35, +40, +42, +45
19 x 9.5	+35, +40, +48
20 x 8.5	+15, +25, +34, +35, +40, +42, +45
20 x 10	+40, +50, +55
20 x 10.5	+20, +27, +30, +35
22 x 9.0	+15, +25, +38, +48
22 x 10 SUV	+35, +38, +40, +45, +50
22 x 10.5	+20, +30, +40, +45, +50



MISANO | M116

anthracite
5-lug compatible with BMW / MBZ center caps

17 x 8.0	+40
18 x 8.0	+30, +40, +42
18 x 9.5	+35, +40, +48
19 x 8.5	+33, +34, +35, +40, +42, +45
19 x 9.5	+35, +40, +50
20 x 9.0	+25, +26, +32, +35, +38, +42, +50
20 x 10	+40, +50
20 x 10.5	+27, +30, +35, +50
21 x 9.0	+25, +35, +38, +50
21 x 10.5	+20, +32, +40, +45
22 x 9.0	+25, +35, +38, +45
22 x 10.5	+30, +35, +40, +45, +55



MISANO | M117

matte black
5-lug compatible with BMW / MBZ center caps

17 x 8.0	+40
18 x 8.0	+30, +40, +42
18 x 9.5	+35, +40, +48
19 x 8.5	+33, +34, +35, +40, +42, +45
19 x 9.5	+35, +40, +50
20 x 9.0	+25, +26, +32, +35, +38, +42, +50
20 x 10	+40, +50
20 x 10.5	+27, +30, +35, +50
21 x 9.0	+25, +35, +38, +50
21 x 10.5	+20, +32, +40, +45
22 x 9.0	+25, +35, +38, +45
22 x 10.5	+30, +35, +40, +45, +55



MISANO | M118

silver machined
5-lug compatible with BMW / MBZ center caps

21 x 9.0	+25, +30, +50
21 x 10.5	+20, +35, +45
22 x 9.0	+25, +45
22 x 10.5	+20, +55



nissan 350z // pantano
20" x 8.5" // 20" x 10.5"



NEW WHEEL

PANTANO | M171

chrome
5-lug compatible with BMW / MBZ center cap

20 x 8.5	+15, +25, +34, +35
20 x 10	+40
20 x 10.5	+20, +27



PROJEKT | M093

gloss black machined
5-lug compatible with BMW / MBZ center caps

18 x 8.5	+15, +25, +35
18 x 9.5	+20, +25, +35, +40



NEW WHEEL

PANTANO | M173

black two tone
5-lug compatible with BMW / MBZ center caps

20 x 8.5	+15, +25, +34, +35
20 x 10	+40
20 x 10.5	+20, +27



PROJEKT | M094

silver machined
5-lug compatible with BMW / MBZ center caps

18 x 8.5	+15, +25, +35
18 x 9.5	+20, +25, +35, +40



RITZ | M143

silver machine

5-lug compatible with BMW / MBZ center caps

19 x 8.5	+34, +35, +42
19 x 9.5	+35, +50
20 x 9.0	+25, +35, +38
20 x 10	+40
20 x 10.5	+25, +30, +35



SURGE | M112 (DIRECTIONAL)

silver & machined

5-lug compatible with BMW / MBZ center caps

19 x 8.5	+25, +35, +40, +42
19 x 10	+25, +40, +45, +55
20 x 8.5	+25, +34, +35, +40, +42
20 x 10	+40, +50
20 x 10.5	+20, +27, +30, +35, +45
22 x 9.0	+15, +25, +32, +38
22 x 10.5	+20, +25, +30, +35, +40, +45



RITZ | M144

matte black

5-lug compatible with BMW / MBZ center caps

19 x 8.5	+34, +35, +42
19 x 9.5	+35, +50
20 x 9.0	+25, +35, +38
20 x 10	+40
20 x 10.5	+25, +30, +35



SURGE | M114 (DIRECTIONAL)

black & machined ddt

5-lug compatible with BMW / MBZ center caps

19 x 8.5	+25, +35, +40, +42
19 x 10	+25, +40, +45, +55
20 x 8.5	+25, +34, +35, +40, +42
20 x 10	+40, +50
20 x 10.5	+20, +27, +30, +35, +45
22 x 9.0	+15, +25, +32, +38
22 x 10.5	+20, +25, +30, +35, +40, +45



audi s5 // surge
20 x 10.5

TARGA | M129

anthracite

5-lug compatible with BMW / MBZ center caps

17 x 8.0	+40
18 x 8.0	+15, +40, +42
18 x 9.5	+18, +40, +50
19 x 8.5	+15, +25, +34, +35, +40, +42
19 x 9.5	+20, +25, +35, +40, +50
19 x 10	+20, +25
20 x 8.5	+15, +25, +34, +35, +38, +40, +42, +47
20 x 10	+20, +40, +55
20 x 10.5	+20, +27, +30, +35, +40
22 x 9.0	+15, +25, +38
22 x 10.5	+20, +40, +45



TARGA | M130

black & machined ddt

5-lug compatible with BMW / MBZ center caps

17 x 8.0	+40
18 x 8.0	+15, +40, +42
18 x 9.5	+18, +40, +50
19 x 8.5	+15, +25, +34, +35, +40, +42
19 x 9.5	+20, +25, +35, +40, +50
19 x 10	+20, +25
20 x 8.5	+15, +25, +34, +35, +38, +40, +42, +47
20 x 10	+20, +40, +55
20 x 10.5	+20, +27, +30, +35, +40
22 x 9.0	+15, +25, +38
22 x 10.5	+20, +40, +45



TARGA | M131

silver machined

5-lug compatible with BMW / MBZ center caps

17 x 8.0	+40
18 x 8.0	+15, +40, +42
18 x 9.5	+18, +40, +50
19 x 8.5	+15, +25, +34, +35, +40, +42
19 x 9.5	+20, +25, +35, +40, +50
19 x 10	+20, +25
20 x 8.5	+15, +25, +34, +35, +38, +40, +42, +47
20 x 10	+20, +40, +55
20 x 10.5	+20, +27, +30, +35, +40
22 x 9.0	+15, +25, +38
22 x 10.5	+20, +40, +45



TURIN | M169

gloss black & brushed

5-lug compatible with BMW / MBZ center caps

17 x 8.0	+40
18 x 8.0	+20, +30, +35, +40, +42
18 x 9.5	+20, +35, +40, +48
19 x 8.5	+34, +35, +40, +42, +45
19 x 9.5	+35, +45, +50
20 x 9.0	+25, +35, +38, +42
20 x 10	+38, +40
20 x 10.5	+27, +30, +35

NEW WHEEL



TURIN | M170

silver & brushed

5-lug compatible with BMW / MBZ center caps

17 x 8.0	+40
18 x 8.0	+30, +35, +40, +42
18 x 9.5	+35, +40, +48
19 x 8.5	+34, +35, +40, +42, +45
19 x 9.5	+35, +45, +50
20 x 9.0	+25, +35, +38, +42
20 x 10	+38, +40
20 x 10.5	+27, +30, +35

NEW WHEEL



audi s5 // turin
20" x 10.5"

VERONA | M149

patent pending

anthracite
5-lug compatible with BMW / MBZ center caps

19 x 8.5	+34, +35, +40, +42
19 x 9.5	+35, +40, +42
20 x 9.0	+25, +35, +38
20 x 10	+40
20 x 10.5	+20, +27, +30, +35



VERONA | M150

patent pending

black & machined ddt
5-lug compatible with BMW / MBZ center caps

17 x 8.0	+40
18 x 8.0	+40, +42
18 x 9.5	+40, +48
19 x 8.5	+34, +35, +40, +48
19 x 9.5	+35, +40, +48
20 x 9.0	+18, +25, +35, +38, +42
20 x 10	+40, +50
20 x 10.5	+20, +27, +30, +35
22 x 9.0	+15, +25, +32, +38
22 x 10 SUV	+35, +38, +40, +45, +50
22 x 10.5	+20, +30, +40, +45
24 x 10 SUV	+35, +38, +40



VERONA | M151

patent pending

gloss white & machined
5-lug compatible with BMW / MBZ center caps

18 x 8.0	+40, +42
19 x 8.5	+34, +35, +40, +42
19 x 9.5	+35, +48
20 x 9.0	+25, +35, +38, +42
20 x 10	+40
20 x 10.5	+20, +27, +30, +35
22 x 10 SUV	+35, +38, +40, +45, +50
24 x 10 SUV	+35, +38, +40



VICENZA | M152

gloss black
5-lug compatible with BMW / MBZ center caps

20 x 9.0	+25, +35, +38
20 x 10	+40
20 x 10.5	+20, +27, +30, +35



VICENZA | M153

black & machined ddt
5-lug compatible with BMW / MBZ center caps

20 x 9.0	+25, +35, +38
20 x 10	+40
20 x 10.5	+20, +27, +30, +35



ford mustang // vicenza
20" x 10"

NR-6 | M105

gloss gunmetal & milled
4/5-lug compatible with BMW / MBZ center caps

- 17 x 7.5 +45
- 18 x 8.0 +35, +40



NR-6 | M106

matte black & milled
4/5-lug compatible with BMW / MBZ center caps

- 17 x 7.5 +45
- 18 x 8.0 +20, +35, +40



NR-10 | M122

satin black
4/5-lug compatible with BMW / MBZ center caps

- 16 x 7.0 +38
- 17 x 7.5 +45
- 18 x 8.0 +35, +40, +42



WALKER | M091

gloss black center w/ machined lip
4/5-lug

- 15 x 8.0 +25



WALKER | M092

gold center w/machined lip
4/5-lug

- 15 x 8.0 +25



mazda miata // walker
15 x 8.0

rotiform

ROTIFORM CAST SERIES



CAST ONE PIECE

we offer custom finishes on every wheel via our in-house automated paint and powdercoat line.

rotiform

BLQ R110

silver & machined
5-lug

18 x 8.5	+35, +45
18 x 9.5	+25, +35
19 x 8.5	+35, +45
19 x 10	+25, +35, +40
20 x 8.5	+35, +45
20 x 10	+25, +35



CCV R135

silver & machined
5-lug

18 x 8.5	+35, +45
18 x 9.5	+25, +35
19 x 8.5	+35, +45
19 x 10	+25, +35
20 x 8.5	+35, +45
20 x 10	+25, +35



BLQ R111

black & machined ddt
5-lug

18 x 8.5	+35, +45
18 x 9.5	+25, +35
19 x 8.5	+35, +45
19 x 10	+25, +35, +40
20 x 8.5	+35, +45
20 x 10	+25, +35



CCV R136

black & machined ddt
5-lug

18 x 8.5	+35, +45
18 x 9.5	+25, +35
19 x 8.5	+35, +45
19 x 10	+25, +35
20 x 8.5	+35, +45
20 x 10	+25, +35



vw gti // ccv
19" x 8.5"



audi s4 // ccv
19" x 10"





audi rs4 // spf
20" x 10"

CAST ONE PIECE

we offer custom finishes on every wheel via our in-house automated paint and powdercoat line.

rotiform

IND-T R125

silver & machined
5-lug

18 x 8.5	+35, +45
18 x 9.5	+25, +35
19 x 8.5	+35, +45
19 x 10	+25, +35, +40
20 x 8.5	+35, +45
20 x 9	+35, +38
20 x 10	+25, +35
20 x 10.5	+27, +35, +45



NUE R115

silver & machined
5-lug

18 x 8.5	+35, +45
18 x 9.5	+25, +35
19 x 8.5	+35, +45
19 x 10	+25, +35, +40



IND-T R126

black & machined ddt
5-lug

18 x 8.5	+35, +45
18 x 9.5	+25, +35
19 x 8.5	+35, +45
19 x 10	+25, +35, +40
20 x 8.5	+35, +45
20 x 9	+35, +38
20 x 10	+25, +35
20 x 10.5	+27, +35, +45



NUE R116

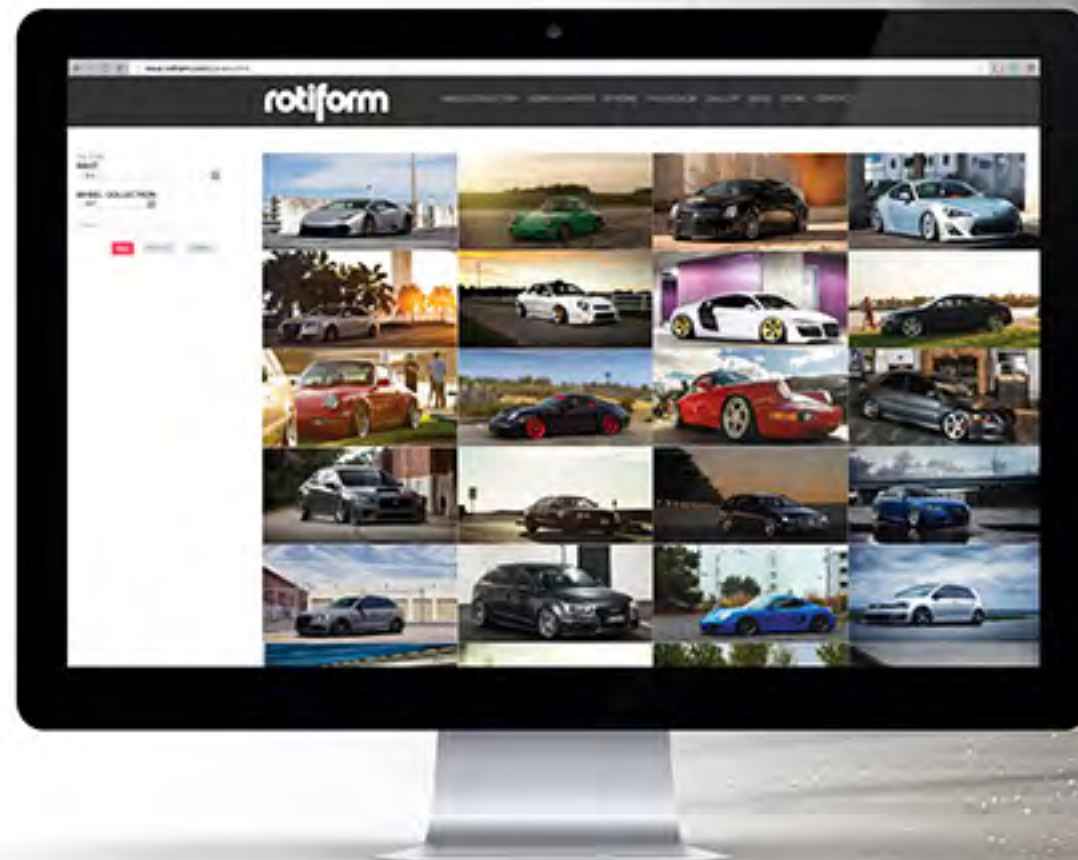
black & machined ddt
5-lug

18 x 8.5	+35, +45
18 x 9.5	+25, +35
19 x 8.5	+35, +45
19 x 10	+25, +35, +40



To see additional Rotiform equipped vehicles visit rotiform.com/gallery.cfm

Galleries updated daily with new wheels and vehicles from our customers and our media team.



scion frs // ind-t
18" x 8.5" / 18" x 9.5"



CAST ONE PIECE

we offer custom finishes on every wheel via our in-house automated paint and powdercoat line.

rotiform

SPF R120

silver & machined
5-lug

18 x 8.5	+35, +45
18 x 9.5	+25, +35
19 x 8.5	+35, +45
19 x 10	+25, +35, +40
20 x 8.5	+35, +45
20 x 10	+25, +35
21 x 10.5	+35
22 x 10	+30, +38



TMB R130

NEW WHEEL

silver & machined
5-lug

18 x 8.5	+35, +45
18 x 9.5	+25, +35
19 x 8.5	+35, +45
19 x 10	+25, +35, +40



SPF R121

black & machined ddt
5-lug

18 x 8.5	+35, +45
18 x 9.5	+25, +35
19 x 8.5	+35, +45
19 x 10	+25, +35, +40
20 x 8.5	+35, +45
20 x 10	+25, +35
21 x 10.5	+35
22 x 10	+30, +38



TMB R131

NEW WHEEL

black & machined ddt
5-lug

18 x 8.5	+35, +45
18 x 9.5	+25, +35
19 x 8.5	+35, +45
19 x 10	+25, +35, +40



audi a4 // tmb
19" x 10"

**FUEL
CAST
SERIES**



ONE-PIECE SERIES

we offer custom finishes on every wheel via our in-house automated paint and powdercoat line.



UTV VERSION ALSO AVAILABLE

ANZA / D557 MATTIE BLACK / ANTHRACITE 5/8 LUG APPLICATIONS

patent: D714205, D711807

SIZE	LIP	OFFSET
15 x 8	3.2	-18
15 x 10	5.2	-43
16 x 8	2.4	+1
17 x 8.5	2.7	-6, +6
18 x 8.0	1.7	+27
18 x 9.0	2.6	+1, +20
20 x 9.0	2.6	+1, +20
20 x 10	4.5	-18



8-lug application

ASSAULT / D546 MATTIE BLACK & MILLED 5/8 LUG APPLICATIONS

patent: D736133, D736138

17 x 8.5	+14, +25
17 x 9.0	-12, +1
18 x 9.0	-12, +1, +20
20 x 9.0	+1, +20
20 x 10	-18
20 x 12	-43
22 x 10	-18
22 x 12	-44



deep lip (lifted apps)

UTV VERSION ALSO AVAILABLE

ANZA / D558 MATTIE ANTHRACITE / BLACK 5/8 LUG APPLICATIONS

patent: D714205, D711807

SIZE	LIP	OFFSET
15 x 8.0	3.2	-18
15 x 10	5.2	-43
16 x 8.0	2.4	+1
17 x 8.5	2.7	-6, +6
18 x 9.0	2.6	+1, +20
20 x 9.0	2.6	+1, +20
20 x 10	4.5	-18



8-lug application

ASSAULT / D576 GLOSS BLACK & MILLED 5/8 LUG APPLICATIONS

NEW FINISH

patent: D736133, D736138

20 x 9.0	+1, +20
20 x 10	-18



deep lip (lifted apps)

ANZA / D583 MATTIE BRONZE & BLACK 5/8 LUG APPLICATIONS

NEW FINISH

patent: D714205, D711807

SIZE	LIP	OFFSET
17 x 8.5	2.7	-6, +6
18 x 9.0	2.6	+1
20 x 9.0	2.6	+1, +20



BEAST / D564 MATTIE BLACK & MACHINED DDT 5/8 LUG APPLICATIONS

patent: D737749, D734702

17 x 9.0	-12, +1, +20
18 x 9.0	-12, +1, +20
20 x 9.0	+1, +20, +25, +35
20 x 10	-18
20 x 12	-44
22 x 12	-44



deep lip (lifted apps)

toyota tundra // anza + gripper a/t
20" x 9.0" + 305/55r20



ONE-PIECE SERIES

we offer custom finishes on every wheel via our in-house automated paint and powdercoat line.



BOOST / D533 PVD

5/8 LUG APPLICATIONS

patent: D649101, D664907

SIZE	LIP	OFFSET
17 x 9.0	1.8	+1, +20
17 x 9.0 DL	3	-12, +1
18 x 9.0	1.8	+1, +20
18 x 9.0 DL	3	-12, +1
20 x 9.0	1.8	+1, +14, +20, +35
20 x 9.0L	3	-24, -12, +1



deep lip
(lifted apps)

CLEAVER / D573 CHROME

5/8 LUG APPLICATIONS

patent: D738260

SIZE	LIP	OFFSET
17 x 9.0	1.9	-12, +1, +20
18 x 9.0	1.9	-12, +1, +6, +20
20 x 9.0	2.1	+1, +7, +20
20 x 12	4.4	-44



deep lip
(lifted apps)

BOOST / D534 BLACK & MILLED

5/8 LUG APPLICATIONS

patent: D649101, D664907

SIZE	LIP	OFFSET
16 x 8.0	1.6	+1, +20
17 x 9.0	1.8	+1, +20
17 x 9.0 DL	3	-12, +1
18 x 9.0	1.8	+1, +20
18 x 9.0L	3	-12, +1
20 x 9.0	1.8	+1, +14, +20, +35
20 x 9.0 DL	3	-24, -12, +1



deep lip
(lifted apps)

CLEAVER / D574 GLOSS BLACK & MILLED

5/8 LUG APPLICATIONS

patent: D738260

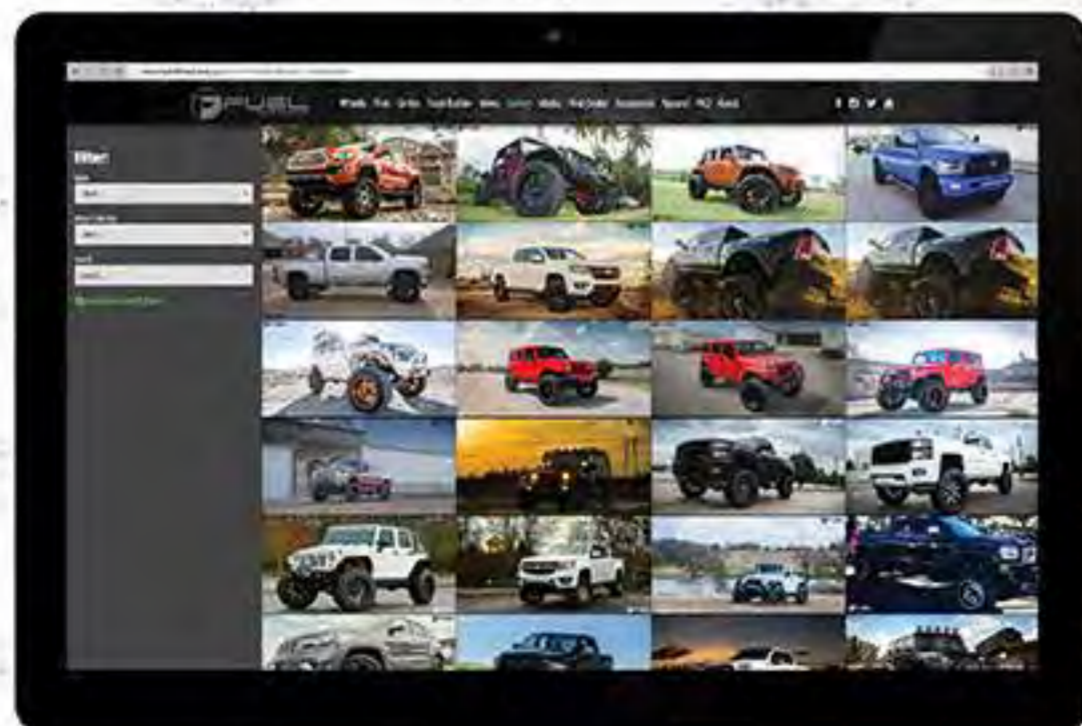
SIZE	LIP	OFFSET
17 x 9.0	1.9	-12, +1, +20
18 x 9.0	1.9	-12, +1, +6, +20
20 x 9.0	2.1	+1, +7, +20
20 x 12	4.4	-44



deep lip
(lifted apps)

To see additional Fuel Off Road equipped trucks visit fueloffroad.com/gallery.cfm

Galleries updated daily with new wheels and trucks from our customers and our media team.



ford f150 // cleaver + gripper m/l
20" x 12" // 31 x G50 x 20

ONE-PIECE SERIES

we offer custom finishes on every wheel via our in-house automated paint and powdercoat line.



COUPLER / D556 BLACK & MACHINED DDT 5/8 LUG APPLICATIONS

patent: D712334, D708113

SIZE	LIP	OFFSET
17 x 9.0	2.4	-12, +1
18 x 9.0	2.1	-12, +1
20 x 9.0	2.5	+1, +20
20 x 10	2.7	-24, -12
20 x 12	4.5	-44



deep lip
(lifted apps)

COUPLER / D575 GLOSS BLACK 5/8 LUG APPLICATIONS

NEW FINISH

patents: D712334, D708113

SIZE	LIP	OFFSET
20 x 9.0	2.5	+1, +20
20 x 10	2.7	-24, -12



deep lip
(lifted apps)

DUNE / D522 CHROME 5/8 LUG APPLICATIONS

patent: D680935

20 x 9.0	+1, +20
20 x 10	-24, -12
20 x 12	-44



deep lip
(lifted apps)

DUNE / D524 GLOSS BLACK & MACHINED 5/8 LUG APPLICATIONS

patents: D680935, 17' D686960, D689001

17 x 9.0	-12, +1
20 x 9.0	+1, +20
20 x 10	-24, -12
20 x 12	-44



deep lip
(lifted apps)

FLOW / D587 GLOSS BLACK & MILLED 6/8 LUG APPLICATIONS

NEW

SIZE	LIP	OFFSET
17 x 9.0	1.8	+1, +20
17 x 9.0 DL	2.5	-12
18 x 9.0	1.8	+1, +20
18 x 9.0 DL	3.0	-12
20 x 9.0	2.0	+1, +20
20 x 10	3.5	-18
20 x 12	5.2	-44
22 x 10	4.2	-18



deep lip
(lifted apps)

FORMULA / D559 MATTE BLACK 5/6 LUG APPLICATIONS

SIZE	LIP	OFFSET
17 x 9.0	2.7	-12
20 x 9.0	2.2	+1, +20
20 x 10	3.1	-18



deep lip
(lifted apps)

ford f250 // flow + gripper m/t
20" x 10" + 37" x 13.50 x 20



ONE-PIECE SERIES

we offer custom finishes on every wheel via our in-house automated paint and powdercoat line.



FULL BLOWN / D553 PVD / CHROME 5/8 LUG APPLICATIONS

D553 PVD		
SIZE	LIP	OFFSET
17x9.0	1.4	+1, +20
17x9.0L	2.6	-12, -1
18x9.0	1.9	+1, +20
18x9.0L	2.7	-12, -1
20x9.0	1.9	+1, +20

D553 CHROME		
SIZE	LIP	OFFSET
20x12	5.2	-44



deep lip
(lifted apps)

HOSTAGE / D529 PVD 5/8 LUG APPLICATIONS

SIZE	LIP	OFFSET
17x9.0	2.4	-12, -1
18x9.0	1.9	-12, -1, +20
20x9.0	4.4	-44, -32
20x10	3.5	-12, -1, +13
20x12	5.4	-44
22x9.5	2.4	-18, -6, +6, +20
22x11	4.3	-24



deep lip
(lifted apps)

FULL BLOWN / D554 GLOSS BLACK MILLED 5/8 LUG APPLICATIONS

SIZE	LIP	OFFSET
17x9.0	1.4	+1, +20
17x9.0L	2.6	-12, -1
18x9.0	1.9	+1, +20
18x9.0L	2.7	-12, -1
20x9.0	1.9	+1, +20
20x10	3.6	-24, -12
20x12	5.2	-44
22x9.5	2.6	-1, +20



deep lip
(lifted apps)

HOSTAGE / D530 CHROME 5/8 LUG APPLICATIONS

SIZE	LIP	OFFSET
17x8.5	1.0	+14, +25
17x9.0	1.6	-12, -1
18x9.0	2.2	-12, -1, +20
18x12	5.3	-44
20x9.0	1.6	-12, -1, +20
20x10	3.2	-24, -12
20x12	5.4	-44
20x14	7.7	-76
22x9.5	2.4	-18, -6, +8, 19
22x11	4.3	-24
22x14	7.8	-76
24x11	4.3	-44, -24



deep lip
(lifted apps)

HOSTAGE / D531 MATE BLACK 5/8 LUG APPLICATIONS

SIZE	LIP	OFFSET
17x8.5	1.0	+14, +25
17x9.0	2.4	-12, -1
18x9.0	1.9	-12, -1, +20
18x12	5.3	-44
20x9.0	1.6	-12, -1, +20
20x10	3.2	-24, -12
20x12	5.4	-44
20x14	7.7	-76
22x9.5	2.4	-18, -6, +6, +20
22x11	4.3	-24
22x14	7.8	-76
24x11	4.3	-44, -24



deep lip
(lifted apps)



toyota fj cruiser // hostage + gripper a/t
17x9.0 // 33x10.50 r17

ONE-PIECE SERIES

we offer custom finishes on every wheel via our in-house automated paint and powdercoat line.



HOSTAGE III / D568 ANTHRACITE / BLACK RING 5/8 LUG APPLICATIONS

SIZE	LIP	OFFSET
17 x 9.0	1.9	+1, +20
18 x 9.0	2.2	+1, +20
20 x 9.0	2.1	+1



KRANK / D516 CHROME 5/8 LUG APPLICATIONS

patents: 0680047, 0682762

SIZE	LIP	OFFSET
17 x 9.0	1.3	+1, +20
17 x 9.0 DL	2.8	-12
18 x 9.0	1.5	+1, +20
18 x 9.0 DL	2.8	-12
20 x 9.0	1.5	+1, +20
20 x 10	3.4	-24, -12
20 x 12	5.1	-44
22 x 11	4.7	-24



deep lip
(lifted apps)

JM2 / D572 MATTE BLACK & MATTE BLACK RING 5/8 LUG APPLICATIONS

SIZE	LIP	OFFSET
17 x 8.5	2.6	-6, +6
20 x 9.0	2.5	+1, +20



deep lip
(lifted apps)

KRANK / D517 MATTE BLACK & MILLED 5/8 LUG APPLICATIONS

patents: 0680047, 0682762

SIZE	LIP	OFFSET
17 x 9.0	1.3	+1, +20
17 x 9.0 DL	2.8	-12
18 x 9.0	1.5	+1, +20
18 x 9.0 DL	2.8	-12
20 x 9.0	1.5	+1, +20
20 x 10	3.4	-24, -12
20 x 12	5.1	-44
22 x 11	4.7	-24



deep lip
(lifted apps)

UTV VERSION ALSO AVAILABLE

LETHAL / D567 BLACK & MILLED 5/8 LUG APPLICATIONS

patents: 0704124, 0707610

SIZE	LIP	OFFSET
15 x 8.0	1.5	-18
15 x 10	2.4	-43
17 x 9.0	2.4	-12, +1
18 x 9.0	2.0	+1, +20
18 x 9.0 DL	2.9	-12, +1
20 x 9.0	1.9	+1, +20
20 x 10	3.5	-24, -12
20 x 12	x	x
22 x 11	4.0	-24



deep lip
(lifted apps)

Jim Seel
JM2
KING OF THE ROAD MOTORSPORTS



ONE-PIECE SERIES

we offer custom finishes on every wheel via our in-house automated paint and powdercoat line.



MAVERICK / D536 CHROME 5/6/8 LUG APPLICATIONS

patent: 0686963, 0689002

SIZE	LIP	OFFSET
16 x 6.5"	1	+48
17 x 9.0	1.7	+1, +20
17 x 9.0 DL	2.4	-12
17 x 10	2.5	-12, -24
18 x 8.0"	1.5	+48
18 x 9.0	1.8	+1, +20
18 x 9.0 DL	3.0	-12
18 x 12	5.6	-44
20 x 9.0	1.9	+1, +20
20 x 10	3.5	-24, -12
20 x 12	5.2	-44
20 x 14	8.0	-76
22 x 9.5	2.3	+25
22 x 10	4.2	-24, -12



deep lip
(lifted apps)

* denotes sprinter specific fitment

MAVERICK / D537 BLACK & MACHINED 5/6/8 LUG APPLICATIONS

patent: 0686963, 0689002

SIZE	LIP	OFFSET
17 x 9.0	1.7	+1, +20
17 x 9.0 DL	2.4	-12
17 x 10	2.5	-12, -24
18 x 9.0	1.8	+1, +20
18 x 9.0 DL	3.0	-12
18 x 12	5.6	-44
20 x 9.0	1.9	+1, +20
20 x 10	3.5	-24, -12
20 x 12	5.2	-44
20 x 14	8.0	-76
22 x 9.5	2.3	+25
22 x 10	4.2	-24, -12



deep lip
(lifted apps)

UTV VERSION ALSO AVAILABLE

MAVERICK / D538 BLACK & MILLED 5/6/8 LUG APPLICATIONS

patent: 0686963, 0689002

SIZE	LIP	OFFSET
16 x 6.5"	1	+48
17 x 8.5	1.8	+20, +25, +32
17 x 9.0	1.7	+1, +20
17 x 9.0 DL	2.4	-12
17 x 10	2.5	-12, -24
18 x 8.0"	1.5	+48
18 x 9.0	1.8	+1, +20
18 x 9.0 DL	3.0	-12
20 x 9.0	1.9	+1, +20
20 x 10	3.5	-24, -12
20 x 12	5.2	-44
20 x 14	8.0	-76
22 x 9.5	2.3	+25
22 x 10	4.2	-24, -12



deep lip
(lifted apps)

* denotes sprinter specific fitment

MAVERICK / D542 MATTE ANTHRACITE 5/6/8 LUG APPLICATIONS

patent: 0686963, 0689002

SIZE	LIP	OFFSET
20 x 9.0	1.9	+1, +20
20 x 10	3.5	-12, -24



MAVERICK / D566 PVD 5/6/8 LUG APPLICATIONS

patent: 0686963, 0689002

SIZE	LIP	OFFSET
17 x 9.0	1.7	+1, +20
18 x 9.0	1.8	+1, +20
18 x 12	5.6	-44
20 x 9.0	1.9	+1, +20
20 x 10	3.5	-24, -12
20 x 12	5.2	-44
22 x 9.5	2.3	+25
22 x 10	4.2	-24, -12



deep lip
(lifted apps)



mercedes sprinter // maverick
18" x 8.0"

ONE-PIECE SERIES

we offer custom finishes on every wheel via our in-house automated paint and powdercoat line.



NUTZ / D50 PVD / CHROME 5/8" LUG APPLICATIONS

patents: 0680950, 22* 0680958

SIZE	LIP	OFFSET
17 x 9.0	1.9	+1, +20
18 x 9.0	1.9	+1, +20
20 x 9.0	1.9	+1, +20
20 x 10	3.4	-24, -12
22 x 12	5.2	-44



deep lip
(lifted apps)

OCTANE / D508 CHROME 5/8" LUG APPLICATIONS

SIZE	LIP	OFFSET
18 x 9.0	1.9	-12, +1, +20
20 x 9.0	1.9	+1, +20
20 x 12	5.2	-44
22 x 10	3.5	-12, +1, +13
22 x 14	6.3	-76



deep lip
(lifted apps)

UTV VERSION ALSO AVAILABLE

NUTZ / D541 MATTIE BLACK & MACHINED 5/8" LUG APPLICATIONS

patents: 0680936, 22* 0680958

SIZE	LIP	OFFSET
17 x 9.0	1.9	+1, +20
18 x 9.0	1.9	+1, +20
20 x 9.0	1.9	+1, +20
20 x 10	3.4	-24, -12
22 x 12	5.2	-44



deep lip
(lifted apps)

OCTANE / D509 MATTIE BLACK 5/8" LUG APPLICATIONS

SIZE	LIP	OFFSET
17 x 8.5	1.6	-5, -14
18 x 9.0	2.2	-12, +1, +20
20 x 9.0	2.4	-24, -12, +1, +20
20 x 12	4.4	-44, -32
22 x 10	3.5	-12, +1, +13
22 x 14	6.3	-75



deep lip
(lifted apps)

OCTANE / D520 PVD 5/8" LUG APPLICATIONS

SIZE	LIP	OFFSET
18 x 9.0	1.9	-12, +1, +20
20 x 9.0	1.9	+1, +20
20 x 12	5.2	-44
22 x 10	3.5	-12, +1, +13



deep lip
(lifted apps)

ford f150 // nutz
20" x 9.0"



ONE-PIECE SERIES

we offer custom finishes on every wheel via our in-house automated paint and powdercoat line.



PUMP / D515 MATTE BLACK 5/6 LUG APPLICATIONS

18 x 9.0	+1, +20
20 x 9.0	+1, +20
20 x 10	-24, -12



deep lip
(lifted apps)

REVOLVER / D525 BLACK & MILLED 5/6 LUG APPLICATIONS

potent: 0660938, 0660937

SIZE	LIP	OFFSET
15 x 8.0	3.4	-18
15 x 10	5.4	-43
16 x 8.0	2.2	+1
17 x 9.0	2.9	-12, +1
18 x 9.0	2.8	-12, +1
20 x 10	3.5	24, -12



deep lip
(lifted apps)

RECOIL / D584 MATTE BLACK / MB RING 5/6 LUG APPLICATIONS

NEW

17 x 8.5	-6, +7
18 x 9.0	+1, +7, +20
20 x 9.0	+1, +20



ROTOR / D570 MATTE BLACK 5/6 LUG APPLICATIONS

SIZE	LIP	OFFSET
17 x 8.5	2.3	-6, +6
20 x 9.0	2.4	+1, +20



RECOIL / D585 MATTE BLACK & BRUSHED 5/6 LUG APPLICATIONS

NEW

17 x 8.5	-6, +7
18 x 9.0	+1, +7, +20
20 x 9.0	+1, +20



ONE-PIECE SERIES

we offer custom finishes on every wheel via our in-house automated paint and powdercoat line.



SAVAGE / D563 GLOSS BLACK & MILLED 5/8" LUG APPLICATIONS

SIZE	LIP	OFFSET
17x8.5	2.6	-6, +6
18x9.0	3.5/2.3	-12, +1, +20
20x9.0	2.3	-1, +20
20x10	3.5	-18



deep lip
(lifted apps)

THROTTLE / D512 CHROME 5/8" LUG APPLICATIONS

patents: 649107, RE45446

SIZE	LIP	OFFSET
17x9.0	1.6	+1, +20
18x9.0	1.8	+1, +20
18x10	3.4	-24, -12
20x9.0	1.8	+1, +20
20x10	3.4	-24, -12
20x12	5.5	-44
22x9.5	2.5	-18, -6, +8, +20
22x14	7.9	-76



deep lip
(lifted apps)

SAVAGE / D565 MATTE BLACK & MILLED / MACHINED RING 5/8" LUG APPS

SIZE	LIP	OFFSET
17x8.5	2.6	-6, +6
18x9.0	3.5/2.3	-12, +1, +20
20x9.0	2.3	-1, +20
20x10	3.5	-18



deep lip
(lifted apps)

THROTTLE / D513 MATTE BLACK & MILLED 5/8" LUG APPLICATIONS

patents: 649107, RE45446

SIZE	LIP	OFFSET
17x9.0	1.6	+1, +20
18x9.0	1.8	+1, +20
18x10	3.4	-24, -12
20x9.0	1.8	+1, +20
20x10	3.4	-24, -12
20x12	5.5	-44
22x9.5	2.5	-18, -6, +8, +20
22x14	7.9	-76



deep lip
(lifted apps)



gmc sierra // savage
20x9.0

TITAN / D588 GLOSSBLACK & MILLED 5/8" LUG APPLICATIONS

NEW

SIZE	LIP	OFFSET
17x9.0	1.8	+1, +20
17x9.0 DL	2.5	-12
18x9.0	1.8	+1, +20
18x9.0 DL	3.0	-12
20x9.0	2.0	+1, +20
20x10	3.5	-18
20x12	5.2	-44
22x10	4.2	-18





gmc sierra // titan + gripper m/i
20" x 10" // 35x12.50r20

ONE-PIECE SERIES

we offer custom finishes on every wheel via our in-house automated paint and powdercoat line.



TROPHY / D551 MATE BLACK / ANTHRACITE RING 5/8" LUG APPLICATIONS

SIZE	LIP	OFFSET
17 x 8.5	2.4	-6, +6
18 x 9.0	2.6	+1, +20
18 x 10	4.4	-24, -12
20 x 9.0	0.3	-12, -1, +20
20 x 10 8-L	4.8	-18
22 x 9.5	3.3	-1, +20

84 = 8lug



8-lug application

VAPOR / D560 MATE BLACK 5/8" LUG APPLICATIONS

15 x 8.0	-16
17 x 9.0	-12, +1
18 x 9.0	-12
20 x 9.0	+1, +20
20 x 10	-18
20 x 12	-44



deep lip (lifted apps)

TROPHY / D552 GRANITE / MATE BLACK RING 5/8" LUG APPLICATIONS

SIZE	LIP	OFFSET
17 x 8.5	2.4	-6, +6
18 x 9.0	2.6	+1, +20
18 x 10	4.4	-24, -12
20 x 9.0	0.3	-12, -1, +20
20 x 10 8-L	4.8	-18

84 = 8lug



8-lug application

VAPOR / D569 MATE BLACK & MACHINED DD1 5/8" LUG APPLICATIONS

15 x 8.0	-16
17 x 9.0	-12, +1
18 x 9.0	-12
20 x 9.0	+1, +20
20 x 10	-18
20 x 12	-44



deep lip (lifted apps)

TURBO / D582 GLOSS BLACK & MILLED 6/8 LUG APPLICATIONS

NEW

SIZE	LIP	OFFSET
17 x 9.0	1.8	+1, +20
17 x 9.0 DL	2.5	-12
18 x 9.0	1.8	+1, +20
18 x 9.0 DL	3.0	-12
20 x 9.0	2.0	+1, +20
20 x 10	3.5	-18
20 x 12	5.2	-44
20 x 14	8.0	-76
22 x 12	5.2	-44



chevrolet silverado // turbo + gripper mt // 20" x 10" / 33 x 12.50R20

toyota tundra // vector
18" x 9.0"



ONE-PIECE SERIES

UTV VERSION ALSO AVAILABLE

we offer custom finishes on every wheel via our in-house automated paint and powdercoat line.



VECTOR / D579 MATTIE BLACK 5/6/8 LUG APPLICATIONS

NEW



SIZE OFFSET

16 x 8.0 +1, +15, +20

17 x 8.5 -6, +7

18 x 9.0 +1, +6, +20

20 x 9.0 +1, +6, +20

UTV VERSION ALSO AVAILABLE

VECTOR / D580 GLOSS BLACK & BRUSHED 5/6/8 LUG APPLICATIONS

NEW



SIZE OFFSET

16 x 8.0 +1, +15, +20

17 x 8.5 -6, +7

18 x 9.0 +1, +6, +20

20 x 9.0 +1, +6, +20



chevrolet colorado z71 // vector + grigger m/l
20" x 9.0" // 33x12.5/20



**FUEL
TWO
PIECE**

SERIES

TWO-PIECE SERIES

we offer custom finishes on every wheel via our in-house automated paint and powdercoat line.



CLEAVER / D239 GLOSS BLACK MILLED 5/8 LUG APPLICATIONS

patent: D738280

SIZE	LIP	OFFSET
20 x 9.0	3.0	-1, +20
20 x 10	4.3	-19
20 x 12	6.4	-44
20 x 14	9.4	-76
22 x 10	4.0	-13
22 x 12	6.2	-44
22 x 14	8.2	-70
24 x 12	4.4	-44
24 x 14	6.7	-75
24 x 16	8.7	-99



DRILLER / D256 MATTIE BLACK & MILLED 5/8 LUG APPLICATIONS

patents: D680933, D686959, D688615

SIZE	LIP	OFFSET
20 x 10	4.6	-19
20 x 12	6.4	-44
20 x 14	9.4	-76
22 x 10	4.0	-13
22 x 12	6.2	-44
22 x 14	8.2	-70



deep lip
(lifted apps)

CLEAVER / D240 CHROME 5/8 LUG APPLICATIONS

patent: D738280

SIZE	LIP	OFFSET
20 x 9.0	3.0	-1, +20
20 x 10	4.3	-19
20 x 12	6.4	-44
20 x 14	9.4	-76
22 x 10	4.0	-13
22 x 12	6.2	-44
22 x 14	8.2	-70
24 x 12	4.4	-44
24 x 14	6.7	-75
24 x 16	8.7	-99



DRILLER / D257 MATTIE BLACK & MACHINED DEE 5/8 LUG APPLICATIONS

patents: D680933, D686959, D688615

SIZE	LIP	OFFSET
20 x 10	4.6	-19
20 x 12	6.4	-44
20 x 14	9.4	-76
22 x 10	04	-13
22 x 12	6.2	-44
22 x 14	8.2	-70



deep lip
(lifted apps)

CRUSH / D268 MATTIE BLACK & MACHINED DEE 5/8 LUG APPLICATIONS

patent pending

SIZE	LIP	OFFSET
20 x 10	4.6	-19
20 x 12	6.4	-44
22 x 10	3.5	-13
22 x 12	5.5	-44
22 x 14	7.5	-70



ford f250 // driller
20" x 12"

TWO-PIECE SERIES

we offer custom finishes on every wheel via our in-house automated paint and powdercoat line.



FULL BLOWN / D253 PVD-CHROME CENTER 5/8 LUG APPLICATIONS

SIZE	LIP	OFFSET
20 x 10	4.6	-19
20 x 12	6.4	-44
20 x 14	8.4	-76
22 x 10	04	-13
22 x 12	6.2	-44
22 x 14	8.2	-70



deep lip
(lifted apps)

HOSTAGE II / D232 ANTHRACITE W/ BLACK RM 5/8 LUG APPLICATIONS

SIZE	LIP	OFFSET
20 x 10	4.5	-19
20 x 12	6.5	-44
22 x 10	4.5	-19
22 x 12	6.5	-44



deep lip
(lifted apps)

FULL BLOWN / D254 BLACK & MILLED 5/8 LUG APPLICATIONS

SIZE	LIP	OFFSET
20 x 10	4.6	-19
20 x 12	6.4	-44
20 x 14	8.4	-76
22 x 10	04	-13
22 x 12	6.2	-44
22 x 14	8.2	-70



deep lip
(lifted apps)

LETHAL / D266 CHROME 5/8 LUG APPLICATIONS

patent: 0704124, 0707610

SIZE	LIP	OFFSET
20 x 10	4.6	-19
20 x 12	6.4	-44
20 x 14	8.4	-76
22 x 10	04	-13
22 x 12	6.2	-44
22 x 14	8.2	-70



deep lip
(lifted apps)

FULL BLOWN / D255 WHITE & MILLED 5/8 LUG APPLICATIONS

SIZE	LIP	OFFSET
20 x 10	4.6	-19
20 x 12	6.4	-44
20 x 14	8.4	-76
22 x 10	04	-13
22 x 12	6.2	-44
22 x 14	8.2	-70



deep lip
(lifted apps)

LETHAL / D267 BLACK & MILLED 5/8 LUG APPLICATIONS

patent: 0704124, 0707610

SIZE	LIP	OFFSET
20 x 12	6.4	-19
22 x 10	4.0	-13
22 x 12	6.2	-44
22 x 14	8.2	-70



deep lip
(lifted apps)



toyota tundra // nutz
22" x 14"

TWO-PIECE SERIES

we offer custom finishes on every wheel via our in-house automated paint and powdercoat line.



MAVERICK / D260 CHROME

5/8 LUG APPLICATIONS

patents: D680049, D680940

SIZE	LIP	OFFSET
20 x 9.0	1.8	+1, +20
20 x 10	4.6	-19
20 x 12	6.4	-44
20 x 14	9.4	-76
22 x 10	4.0	-13
22 x 12	6.2	-44
22 x 14	8.2	-70
24 x 12	6.6	-70
24 x 14	8.8	-75
24 x 16	10	-100



deep lip (lifted apps)

MOAB / D262 GLOSS BLACK & MILLED

5/8 LUG APPLICATIONS

NEW

SIZE	LIP	OFFSET
20 x 9.0	2.5	+01, +20
20 x 10	3.5	-19
20 x 12	5.5	-44
20 x 14	7.5	-75
22 x 10	3.5	-13
22 x 12	5.5	-44
22 x 14	7.5	-70



rendering shown

MAVERICK / D262 BLACK & MILLED

5/8 LUG APPLICATIONS

patents: D680049, D680940

SIZE	LIP	OFFSET
20 x 10	4.6	-19
20 x 12	6.4	-44
20 x 14	9.4	-76
22 x 10	4.0	-13
22 x 12	6.2	-44
22 x 14	8.2	-70
24 x 12	6.6	-70
24 x 14	8.8	-75
24 x 16	10	-100



deep lip (lifted apps)

NUTZ / D251 BLACK & MILLED

5/8 LUG APPLICATIONS

patents: D680936, 22'D686958

SIZE	LIP	OFFSET
20 x 10	4.6	-19
20 x 12	6.4	-44
20 x 14	9.4	-76
22 x 10	4.0	-13
22 x 12	6.2	-44
22 x 14	8.2	-70



deep lip (lifted apps)

MOAB / D261 CHROME

5/8 LUG APPLICATIONS

NEW

SIZE	LIP	OFFSET
20 x 9.0	2.5	+01, +20
20 x 10	3.5	-19
20 x 12	5.5	-44
20 x 14	7.5	-75
22 x 10	3.5	-13
22 x 12	5.5	-44
22 x 14	7.5	-70



rendering shown

NUTZ / D252 BLACK & MACHINED DD1

5/8 LUG APPLICATIONS

patents: D680936, 22'D686958

SIZE	LIP	OFFSET
20 x 10	4.6	-19
20 x 12	6.4	-44
20 x 14	9.4	-76
22 x 10	4.0	-13
22 x 12	6.2	-44
22 x 14	8.2	-70



deep lip (lifted apps)

dodge ram 2500 // maverick
22" x 12"



TWO-PIECE SERIES

we offer custom finishes on every wheel via our in-house automated paint and powdercoat line.



RAMPAGE / D237 PVD-CHROME CENTER 5/8 LUG APPLICATIONS

SIZE	LIP	OFFSET
20 x 10	4.6	-19
20 x 12	6.3	-44
22 x 10	4.0	-11
22 x 12	6.2	-44
22 x 14	8.2	-70



deep lip
(lifted apps)

RAMPAGE / D238 GUMMETAL 5/8 LUG APPLICATIONS

SIZE	LIP	OFFSET
20 x 10	4.6	-19
20 x 12	6.3	-44
22 x 10	4.0	-11
22 x 12	6.2	-44
22 x 14	8.2	-70



deep lip
(lifted apps)

RENEGADE / D263 CHROME 5/8 LUG APPLICATIONS

patent: 0701811, 0701812

SIZE	LIP	OFFSET
20 x 10	4.6	-19
20 x 12	6.4	-44
20 x 14	9.4	-76
22 x 10	4.0	-13, +6
22 x 12	6.2	-44
22 x 14	8.2	-70



deep lip
(lifted apps)

NEW CHROME BARREL/LIP DESIGN RENEGADE / D264 BLACK MILLED & CHROME 5/8 LUG APPLICATIONS

patent: 0701811, 0701812

SIZE	LIP	OFFSET
20 x 10	4.6	-19
20 x 12	6.4	-44
22 x 10	4.0	-13, +6
22 x 12	6.2	-44



deep lip
(lifted apps)

RENEGADE / D265 BLACK & MILLED 5/8 LUG APPLICATIONS

patent: 0701811, 0701812

SIZE	LIP	OFFSET
20 x 10	4.6	-19
20 x 12	6.4	-44
20 x 14	9.4	-76
22 x 10	4.0	-13, +6
22 x 12	6.2	-44
22 x 14	8.2	-70



deep lip
(lifted apps)



jeep wrangler // rampage • gripper m/t
20" x 12" / 35 x 13.50R20

**DUB
CAST**

**WHEEL
SERIES**





B BALL | S131

chrome
5 / 6 lug

22 x 9.5	+10, +12, +25, +30
24 x 10	+10, +12, +25, +30
26 x 10	+10, +12, +25, +30



ATTACK 5 | S215

black w/ brushed face
5 lug

20 x 9.0	+35, +38
20 x 10	+40

NEW WHEEL



B BALL | S187

chrome
5 / 6 lug

22 x 9.5	+10, +12, +25, +30
24 x 10	+10, +12, +25, +30
26 x 10	+10, +12, +25, +30



ATTACK 6 | S210

chrome
6 lug

22 x 9.5	+30
24 x 10	+30
26 x 10	+30



ATTACK 5 | S210

chrome
5 lug

20 x 9.0	+35, +38
20 x 10	+40

NEW WHEEL



ATTACK 6 | S211

black & machined ddt
6 lug

22 x 9.5	+30
24 x 10	+30
26 x 10	+30





BALLER I S115

chrome
5 / 6 lug

patent: D736136, D741241



20 x 9.5	+25, +30, +35, +40
22 x 8.5	+35, +38
22 x 9.0	+15, +25
22 x 9.5	+15, +26, +31, +32
22 x 10.5	+20, +25, +30
24 x 9.0	+15, +26, +31
24 x 10	+20, +31
26 x 9.0	+15
26 x 10	+11, +13, +20, +26, +31
28 x 10	+10, +11, +13, +31
30 x 10	+10, +12, +25, +30

BALLER I S116

black & machined ddt
5 / 6 lug

patent: D736136, D741241



20 x 9.5	+25, +30, +35, +40
22 x 8.5	+35, +38
22 x 9.0	+15, +25
22 x 9.5	+15, +26, +31, +32
22 x 10.5	+20, +25, +30
24 x 9.0	+15, +26, +31
24 x 10	+20, +31
26 x 9.0	+15
26 x 10	+11, +13, +20, +26, +31
28 x 10	+10, +11, +13, +31
30 x 10	+10, +12, +25, +30

BALLER I S216

gloss black
6 lug

NEW FINISH

patent: D736136, D741241



22 x 9.5	+31
24 x 10	+31
26 x 10	+31

BALLER I S217

gloss black w/ brushed face
6 lug

NEW FINISH

patent: D736136, D741241



22 x 9.5	+31
24 x 10	+31
26 x 10	+31

BALLER I S218

silver w/ brushed face
6 lug

NEW FINISH

patent: D736136, D741241



22 x 9.5	+31
24 x 10	+31
26 x 10	+31

BANDITO I S136

chrome
6 lug

lip



26 x 10	+10 to +30	4.7
28 x 10	+10 to +30	4.9
30 x 10	+10 to +30	5.6
32 x 10	+10 to +30	6



lincoln continental // 8- ball
22" x 9.5"



CHEEDA | S128
black & machined ddt
5/6 lug

22 x 9.5	+12, +25, +30
24 x 10	+25, +30



DIRECTA | S133
black & milled
5 / 6 lug, custom pcd & offset available

20 x 8.5	+10 to +45
22 x 9.5	+10 to +35
24 x 10	+10 to +35



2-piece cast wheel
DAZED | S241
black & machined ddt
5 / 6 lug, custom pcd & offset available

24 x 9.0	+05
24 x 10	+05
26 x 9.0	+05
26 x 10	+05
28 x 9.0	+05
30 x 10	+05



base wheel for
staggered sturz wheels

FUTURE | S126
chrome
5 / 6 lug

22 x 9.5	+25, +30
24 x 9.5	+25, +30
22 x 9.5	10, +12, +25, +3
28 x 10	+25, +30



DIRECTA | S132
chrome
5 / 6 lug, custom pcd & offset available

20 x 8.5	+10 to +45
22 x 9.5	+10 to +35
24 x 10	+10 to +35



FUTURE | S127
black & machined ddt
5 / 6 lug

20 x 9.5	+25, +30, +35, +40
22 x 9.5	+25, +30
24 x 10	+10, +12, +25, +30
26 x 10	+10, +12, +25, +30
28 x 10	+25, +30





NEW WHEEL

LIT | S202
chrome
5 / 6 lug

22 x 9.5	-25, +30
24 x 10	-10, +25, +30



PUSH | S109
gloss black & milled
5 / 6 lug, custom pcd & offset available

19 x 8.5	+15 to +45
20 x 8.5	+10 to +45
22 x 9.5	+15 to +32
24 x 9.5	+10 to +33
26 x 9.5	+10 to +35



NEW WHEEL

LIT | S203
gloss black / brushed face
5 / 6 lug

22 x 9.5	-25, +30
24 x 10	-10, +25, +30



PUSH | S110
gloss black
5 / 6 lug, custom pcd & offset available

20 x 8.5	+10 to +45
22 x 9.5	+15 to +32
24 x 9.5	+15 to +32
26 x 9.5	+10 to +35



PUSH | S201
chrome
5 / 6 lug, custom pcd & offset available

24 x 9.5	+10 to +33
26 x 9.5	+10 to +35

PUSH | S111
pvd
5 / 6 lug, custom pcd & offset available

19 x 8.5	+15 to +45
20 x 8.5	+10 to +45
22 x 9.5	+15 to +32



WE OFFER CUSTOM FINISHES ON EVERY WHEEL, VIA OUR IN-HOUSE AUTOMATED PAINT AND POWDERCOAT LINE.

chevrolet tahoe // lit
24" x 10"





SHOT CALLA | S120

chrome
5 / 6 lug

22 x 9.0	+15, +25, +32, +38, +48
22 x 9.5	+12, +25, +30
22 x 10.5	+20, +30, +35, +40, +45, +50
24 x 10	+25, +30
26 x 10	+25, +30
28 x 10	+10, +25, +30
30 x 10	+10, +25, +30



SKILLZ | S122

chrome
5 / 6 lug

22 x 9.5	+25, +30
24 x 10	+12, +15, +30
26 x 10	+12, +25, +30



SHOT CALLA | S121

black & machined ddt
5 / 6 lug

22 x 9.0	+15, +25, +32, +38, +48
22 x 9.5	+12, +25, +30
24 x 10	+25, +30
22 x 10.5	+20, +30, +35, +40, +45, +50
26 x 10	+25, +30
28 x 10	+10, +25, +30
30 x 10	+10, +25, +30



SKILLZ | S123

black & machined ddt
5 / 6 lug

22 x 9.5	+25, +30
24 x 10	+12, +15, +30
26 x 10	+12, +25, +30



SHOT CALLA | S221

gloss black / brushed face
5 lug

22 x 9.0	+15, +25, +32, +38, +48
22 x 10.5	+20, +30, +35, +40, +45, +50



cadillac escalade // skillz
24" x 10"

WE OFFER CUSTOM FINISHES ON EVERY WHEEL. VIA OUR IN-HOUSE AUTOMATED PAINT AND POWDERCOAT LINE.





SLEEPER I S124

chrome
5 / 6 lug, custom pcd & offset available

24 x 10 +10 to +35



SWERV I S129

chrome
5 / 6 lug

24 x 10 +10, +12, +25, +30



SLEEPER I S125

black & machined ddt
5 / 6 lug, custom pcd & offset available

24 x 10 +10 to +35



SWERV I S137

black & machined ddt
5 / 6 lug

24 x 10 +10, +12, +25, +30



SUAVE I S140

chrome
5 / 6 lug, custom pcd & offset available

24 x 9.5 +10 to +30
26 x 9.5 +10 to +30
28 x 10 +10 to +30



cadillac escalade // swerv
24 x 10

WE OFFER CUSTOM FINISHES ON EVERY WHEEL, VIA OUR IN-HOUSE AUTOMATED PAINT AND POWDERCOAT LINE.

US
MAGS
CAST
WHEEL
SERIES



200 **U114** *New!*
 CHROME
 5-LUG

17 X 7.0	+1
17 X 8.0	+1
18 X 8.0	+1
18 X 9.5	+1



Big Slot **U112** *New!*
 CHROME
 4/5 LUG AVAILABLE

17 X 7.0	+1
17 X 8.0	+1
18 X 8.0	+1
18 X 9.5	+5



200 **U115** *New!*
 TEXTURED GUNMETAL, DIAMOND CUT LIP
 5-LUG

17 X 7.0	+1
17 X 8.0	+1
18 X 8.0	+1
18 X 9.5	+1



Big Slot **U113** *New!*
 SILVER, DIAMOND CUT LIP
 4/5 LUG AVAILABLE

17 X 7.0	+1
17 X 8.0	+1
18 X 8.0	+1
18 X 9.5	+5



Bandit **U109**
 BLACK FINISHED, DIAMOND CUT LIP
 5-LUG

17 X 8.0	+1
17 X 9.0	+8
18 X 8.0	+1
18 X 9.0	+7



pontiac le mans // bandit
18" x 8.0" / 18" x 9.0"



Hustler **U116**
 CHROME
 5 LUG AVAILABLE

New!

22 X 9.0	+1, +14
22 X 11	+18



Indy **U101**
 POLISHED
 4 / 5 / 6 LUG AVAILABLE

15 X 5	-12
15 X 7	-5
15 X 8	-12, +1
15 X 9	-12, +1
15 X 10	-50
17 X 9	-37, -25



Hustler **U118**
 TEXTURED GUNMETAL & MILLED -
 CHROME CUT LIP
 5 LUG AVAILABLE

New!

22 X 9.0	+1, +14
22 X 11	+18



ford mustang // 200s
17" x 7.0" / 17" x 8.0"



Milner **U122**
CHROME
5-LUG *New!*

20 X 9.0	+18, +35
20 X 10	+40
20 X 10.5	+20, +30



Rambler **U110**
CHROME
5-LUG

15 X 7.0	+1
15 X 8.0	+1
17 X 7.0	+1
17 X 8.0	+1
18 X 8.0	+1
18 X 9.5	+1
20 X 8.0	+1, +6
20 X 8.5	+1, +15, +32
20 X 9.5	+1, +6
20 X 10	+35, +40
20 X 10.5	+20, +30



Milner **U124**
GLOSS BLACK MILLED
5-LUG *New!*

20 X 9.0	+18, +35
20 X 10	+40
20 X 10.5	+20, +30



Rambler **U111**
TEXTURED GUNMETAL DIAMOND CUT LIP
5-LUG

15 X 7.0	+1
15 X 8.0	+1
17 X 7.0	+1
17 X 8.0	+1
18 X 8.0	+1
18 X 9.5	+1
20 X 8.0	+1, +6
20 X 8.5	+1, +15, +32
20 X 9.5	+1, +6
20 X 10	+35, +40
20 X 10.5	+20, +30



dodge challenger // milner
20" x 9.0" / 20" x 10.5"



chevrolet malibu // rambler
18" x 8.0" / 20" x 8.0"

Standard U102
CUSTOMER - DIAMOND CUT LIP
 5 LUG AVAILABLE

15 X 7.0	-5
15 X 8.0	+1
15 X 9.0	+1
17 X 7.0	+1
17 X 8.0	+1
17 X 9.0	+7
18 X 8.0	+1
18 X 9.0	+7
20 X 8.0	+1
20 X 9.5	+1



Standard U104
CHROME
 5 LUG AVAILABLE

15 X 7.0	-5
15 X 8.0	+1
15 X 9.0	+1
17 X 7.0	+1
17 X 8.0	+1
17 X 9.0	+7
18 X 8.0	+1
18 X 9.0	+7
20 X 8.0	+1
20 X 9.5	+1

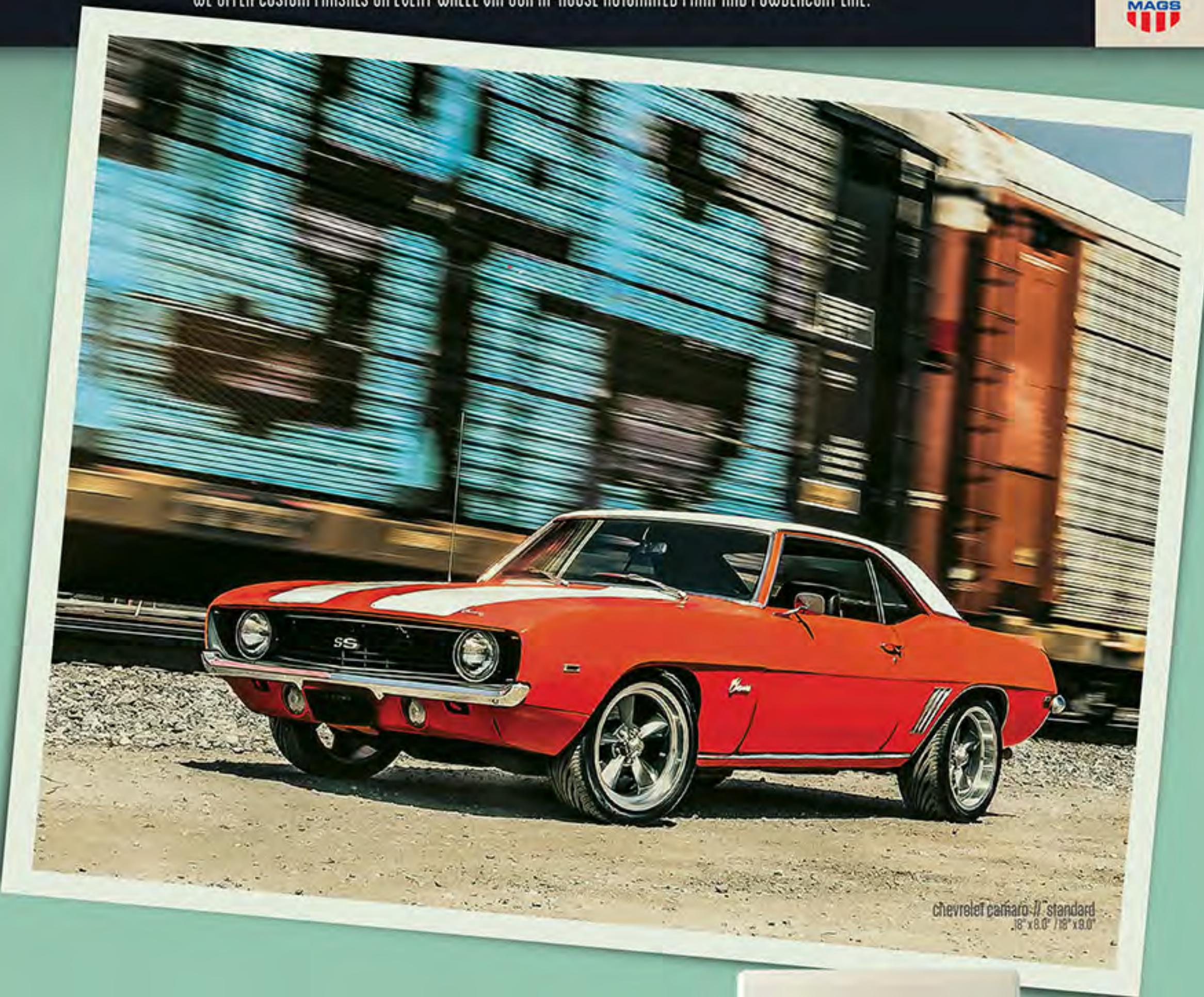


Standard U107
GLOSS BLACK - DIAMOND CUT LIP
 5 LUG AVAILABLE

15 X 7.0	-5
15 X 8.0	+1
15 X 9.0	+1
17 X 7.0	+1
17 X 8.0	+1
17 X 9.0	+7
18 X 8.0	+1
18 X 9.0	+7
20 X 8.0	+1
20 X 9.5	+1



OPTIONAL KNOCK-OFF CENTER CAP SHOWN



Chevrolet Camaro - Standard
 18" x 8.0" / 18" x 9.0"

TO SEE ADDITIONAL U.S. MAGS EQUIPPED VEHICLES VISIT US AT:
US-MAGS.COM/GALLERY.CFM

GALLERIES UPDATED DAILY WITH NEW WHEELS AND TRUCKS FROM OUR CUSTOMERS AND OUR MEDIA TEAM.



Milner **U214**
POLISHED
6- Lug



SOFT LIP SIZES

22 X 8.5	-13 TO +6
22 X 9.0	-25 TO +20
22 X 10	-38 TO +25
22 X 10.5	-44 TO +32
22 X 12	-76 TO -51
24 X 9.0	-32 TO +6
24 X 10	-38 TO +13
24 X 12	-44 TO +25
24 X 15	-57 TO +32

Milner **U215**
BRUSHED / CLEAR COAT
6- Lug



SOFT LIP SIZES

22 X 8.5	-13 TO +6
22 X 9.0	-25 TO +20
22 X 10	-38 TO +25
22 X 10.5	-44 TO +32
22 X 12	-76 TO -51
24 X 9.0	-32 TO +6
24 X 10	-38 TO +13
24 X 12	-44 TO +25
24 X 15	-57 TO +32

Standard **U200**
CHROME
5- Lug



TRADITIONAL LIP		SOFT LIP CONT'D.	
15 X 4.0	-48	17 X 10	-13 TO +6
15 X 5.0	-34 TO -38	18 X 7.0	-13 TO +6
15 X 6.0	-32	18 X 8.0	-25 TO +20
15 X 7.0	-19 TO -13	18 X 9.0	-38 TO +25
15 X 8.0	-13 TO +6	18 X 10	-44 TO +32
15 X 9.0	-44 TO +19	18 X 12	-76 TO -51
15 X 10	-57 TO +32	18 X 15	-114 TO +45
15 X 12	-83 TO +44	20 X 8.5	-32 TO +6
		20 X 9.0	-38 TO +13
		20 X 10	-44 TO +25
		20 X 10.5	-57 TO +32
		20 X 12	-78 TO +50
		20 X 15	-102 TO +44

Standard **U201**
POLISHED
5- Lug



TRADITIONAL LIP		SOFT LIP CONT'D.	
15 X 4.0	-48	17 X 10	-13 TO +6
15 X 5.0	-34 TO -38	18 X 7.0	-13 TO +6
15 X 6.0	-32	18 X 8.0	-25 TO +20
15 X 7.0	-19 TO -13	18 X 9.0	-38 TO +25
15 X 8.0	-13 TO +6	18 X 10	-44 TO +32
15 X 9.0	-44 TO +19	18 X 12	-76 TO -51
15 X 10	-57 TO +32	18 X 15	-114 TO +45
15 X 12	-83 TO +44	20 X 8.5	-32 TO +6
		20 X 9.0	-38 TO +13
		20 X 10	-44 TO +25
		20 X 10.5	-57 TO +32
		20 X 12	-78 TO +50
		20 X 15	-102 TO +44

Standard **U202**
MATE SILVER TEXTURE
5- Lug



TRADITIONAL LIP		SOFT LIP CONT'D.	
15 X 4.0	-48	17 X 10	-13 TO +6
15 X 5.0	-34 TO -38	18 X 7.0	-13 TO +6
15 X 6.0	-32	18 X 8.0	-25 TO +20
15 X 7.0	-19 TO -13	18 X 9.0	-38 TO +25
15 X 8.0	-13 TO +6	18 X 10	-44 TO +32
15 X 9.0	-44 TO +19	18 X 12	-76 TO -51
15 X 10	-57 TO +32	18 X 15	-114 TO +45
15 X 12	-83 TO +44	20 X 8.5	-32 TO +6
		20 X 9.0	-38 TO +13
		20 X 10	-44 TO +25
		20 X 10.5	-57 TO +32
		20 X 12	-78 TO +50
		20 X 15	-102 TO +44



Standard U203
MATT BLACK TEXTURE
5 - LUG

TRADITIONAL LIP		SOFT LIP CONT'D.	
15 X 4.0	-48	18 X 7.0	-13 TO +6
15 X 5.0	-34 TO -38	18 X 8.0	-25 TO +20
15 X 6.0	-32	18 X 9.0	-38 TO +25
15 X 7.0	-19 TO -13	18 X 10	-44 TO +32
15 X 8.0	-13 TO +6	18 X 12	-76 TO -51
15 X 10	-57 TO +32	18 X 15	-114 TO +45
15 X 12	-83 TO +44	20 X 8.5	-32 TO +6
		20 X 9.0	-38 TO +13
		20 X 10	-44 TO +25
		20 X 10.5	-57 TO -32
		20 X 12	-70 TO +50
		20 X 15	-102 TO +44



Standard U204
MATT GUNMETAL TEXTURE
5 - LUG

TRADITIONAL LIP		SOFT LIP CONT'D.	
15 X 4.0	-48	18 X 7.0	-13 TO +6
15 X 5.0	-34 TO -38	18 X 8.0	-25 TO +20
15 X 6.0	-32	18 X 9.0	-38 TO +25
15 X 7.0	-19 TO -13	18 X 10	-44 TO +32
15 X 8.0	-13 TO +6	18 X 12	-76 TO -51
15 X 10	-57 TO +32	18 X 15	-114 TO +45
15 X 12	-83 TO +44	20 X 8.5	-32 TO +6
		20 X 9.0	-38 TO +13
		20 X 10	-44 TO +25
		20 X 10.5	-57 TO -32
		20 X 12	-70 TO +50
		20 X 15	-102 TO +44



Standard U205
BRUSHED / CLEAR COAT
5 - LUG

TRADITIONAL LIP		SOFT LIP CONT'D.	
15 X 4.0	-48	18 X 7.0	-13 TO +6
15 X 5.0	-34 TO -38	18 X 8.0	-25 TO +20
15 X 6.0	-32	18 X 9.0	-38 TO +25
15 X 7.0	-19 TO -13	18 X 10	-44 TO +32
15 X 8.0	-13 TO +6	18 X 12	-76 TO -51
15 X 10	-57 TO +32	18 X 15	-114 TO +45
15 X 12	-83 TO +44	20 X 8.5	-32 TO +6
		20 X 9.0	-38 TO +13
		20 X 10	-44 TO +25
		20 X 10.5	-57 TO -32
		20 X 12	-70 TO +50
		20 X 15	-102 TO +44





FOOSE
RACING
WHEELS
PERFORMANCE

KNUCKLE | F097 patent: D631895

chrome
5-Lug

17x7.0	+1
17x8.0	+1
18x8.0	+1
18x9.5	+1



LEGEND | F103 patent: D455888

pvd chrome
5-Lug

17x8.0	+20, +35
18x8.5	+34
18x9.5	+34
20x8.5	+32, +35
20x10	+40



KNUCKLE | F099 patent: D631898

textured gunmetal / diamond cut
5-Lug

17x7.0	+1
17x8.0	+1
18x8.0	+1
18x9.5	+1



LEGEND | F104 patent: D455886

gloss black w/ machine lip stripe
5-Lug

17x7.0	+1
17x8.0	+1
18x8.0	+1
18x8.5	+34
18x9.0	+7
18x9.5	+34
20x8.5	+7, +32, +35
20x10	0, +20, +40
22x9.0	+35, +38
22x10.5	+20, +45



LEGEND | F105 patent: D455889

chrome
5-Lug

17x7.0	+1
17x8.0	+1
17x9.0	+7
18x7.0	+1
18x8.0	+1
18x8.5	+34
18x9.0	+7
18x9.5	+34
20x8.5	+7, +32, +35
20x10	0, +20, +40
22x9.0	+18, +38
22x9.5	+1
22x10.5	+20, +45



chevrolet bel air // knuckle
18" x 7.0" / 18" x 9.5"

LEGEND SIX | F137 patent: D455696

chrome
6-Lug

20 x 8.0	+25
22 x 9.5	+35



LEGEND SIX | F138 patent: D455696

gloss black w/ machined lip stripe
6-Lug

22 x 9.0	+25
22 x 9.5	+35



NITROUS | F117 patent: D455696

chrome
5-Lug

17 x 8.0	0
17 x 9.5	+6
18 x 8.5	+6, +32, +34
18 x 9.5	0
20 x 8.5	+34
20 x 10	+40



OUTCAST | F148

chrome
5-Lug

18 x 8.0	+40
20 x 8.5	+35
20 x 10	+40



OUTCAST | F150

gloss black & milled
5-Lug

18 x 8.0	+40
20 x 8.5	+35
20 x 10	+40



ford mustang // outcast
20 x 8.5 / 20 x 10

SLIDER | F161

rendering shown

NEW

chrome
6-Lug

22 x 9.5 +30



SPEED | F136

patent: D633916

black & machined
5-Lug

17 x 7.5	+40
18 x 8.0	+15, +30, +40
18 x 9.5	+35, +40
19 x 8.5	+35, +42
19 x 9.5	+20, +35, +40
20 x 8.5	+15, +35
20 x 10	+20, +40



SLIDER | F162

rendering shown

NEW

gloss black & milled
6-Lug

22 x 9.5 +30



STALLION | F155

chrome
5-Lug

20 x 8.5	+15, +35
20 x 10	+20, +40



SPEED | F135

patent: D631815

chrome
5-Lug

17 x 7.5	+40
18 x 8.0	+15, +30, +40
18 x 9.5	+30, +35, +40
19 x 8.5	+35, +42
19 x 9.5	+20, +35, +48
20 x 8.5	+15, +35, +50
20 x 10	+20, +40



STALLION | F156

matte black & machined ddt
5-Lug

20 x 8.5	+15, +35
20 x 10	+20, +40



chevrolet camaro // voss
20" x 9.0" / 20" x 10"



SWITCH | F157

chrome
6-Lug

20 x 9.5 +30
22 x 9.5 +30



VOSS | F164

matte black & machined
5-Lug

20 x 9.0 +18, +35
20 x 10 +20, +40

NEW



SWITCH | F158

matte black & milled windows
6-Lug

20 x 9.5 +30
22 x 9.5 +30



WEDGE | F159

chrome
6-Lug

22 x 9.5 +30



VOSS | F163

chrome
5-Lug

20 x 9.0 +18, +35
20 x 10 +20, +40

NEW



WEDGE | F160

matte black & machined ddt
6-Lug

22 x 9.5 +30



We thought a lot about this page. We made charts, analyzed content, worked on how we called each build style and how those names related across all the lines. Then during the process we had an epiphany. Why are we trying to tell you, our customers how these wheels are available?

Let's just be direct.

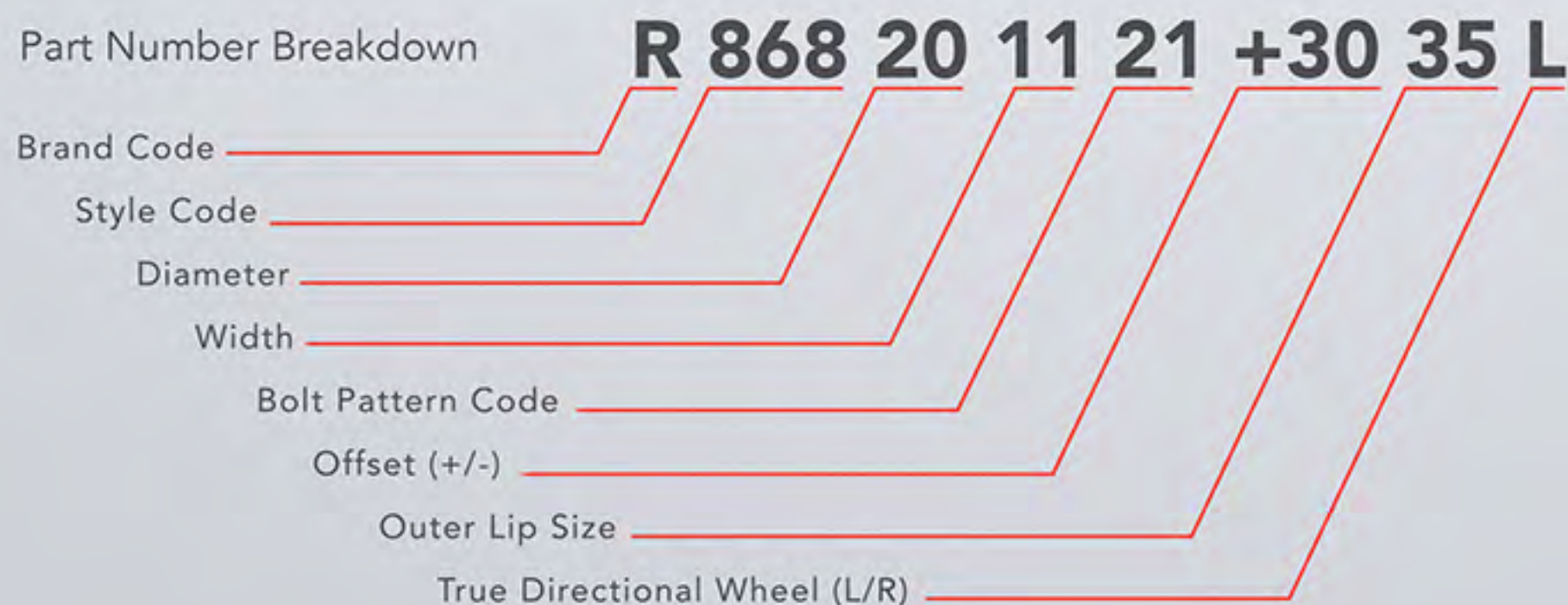
**CHOOSE
WHATEVER
YOU WANT.
NO STRINGS
ATTACHED.**



HOW TO ORDER YOUR FORGED WHEELS FROM MHT.

Each Forged wheel is engineered to exacting vehicle specifications with an endless array of custom options. All MHT Forged wheels are available in many different configuration options with an industry leading range of width, diameter and forging profile options. Special finish options ranging from solid single tone finishes to tinted or colored transparent powders and liquid paints accented by intricate hand finished metal work.

Part Number Breakdown



Start by choosing a center and lip style.

- >> 3-Piece Flat Center (step-lip or reverse-lip/soft lip)
- >> 3-Piece Concave Center (step-lip or reverse-lip/soft lip)
- >> 3-Piece Deep Concave (step-lip or reverse-lip/soft lip)
- >> Monoblock (flat center or concave center)
- >> Mono.2 (flat center or concave center)
- >> 2-Piece Welded (flat center or concave center)
- >> 2-Piece Bolted (flat center or concave center)
- >> Beadlock (flat center)

CONSTRUCTION OPTIONS

We created this easy to use chart so you can find what styles are available across all our brands. you won't need a slide rule and engineering degree to figure profiles out.

Forging Type	Lip & Spoke Options	Diameter	DUB	Foose	Fuel	Niche	Rotiform	US Mags
Monoblock		19-26	X	X	X	X	X	
Monoblock w/ bead-lock		17			X			
Mono.2		18-24	X	X		X	X	
Standard Flat								
	2-pc. weld step-lip	14-20		X		X	X	X
	2-pc. weld flat lip	17-26		X		X	X	X
	2-pc. bolted step-lip	19-20	X	X		X	X	X
	2-pc. bolted flat lip	19-32	X	X		X	X	X
	3-pc. step-lip	18-24	X	X		X	X	
	3-pc. step-lip front load	18-24					X	
	3-pc. flat lip	18-34	X	X		X	X	X
Concave Profile								
	2-pc. weld flat lip	18-24		X			X	X
	2-pc. bolted step-lip	19-20	X	X		X	X	
	2-pc. bolted flat lip	19-26	X	X		X	X	X
	3-pc. step-lip	18-24	X	X		X	X	
	3-pc. flat lip	18-26	X	X		X	X	X
	3-pc. step-lip - zero lip	18-24					X	
Deep Concave Profile								
	2-pc. Bolted step-lip elevated spokes	19-20	X			X	X	
	3-pc. step-lip	18-24	X	X		X	X	
	3-pc. step-lip w/ elevated spokes	18-24	X			X	X	
	3-pc. step-lip w/ wrapped spokes	18-24	X	X		X	X	
	3-pc. flat lip	18-24	X	X		X	X	X
	3-pc. flat lip monoblock	18-24	X			X	X	



CONSTRUCTION OPTIONS

All of our wheels are available in any of the construction options below. The images shown are representative of the same wheel, Rotiform TMB in all of our configuration options.

MONOBLOCK

- single piece forging
- strongest of all construction options
- 37 forgings available with different profiles
- super lightweight
- lightening pockets available
- reverse drop center forgings available for maximum lip



MONO.2

- two-piece forged construction
- deep concave forging bolted to spun forged inner rim
- monoblock look
- three-piece fitment versatility
- large width spectrum
- spoke lightening undercut
- lightening pockets available
- optional hidden or exposed hardware



MONOLOOK

- three-piece forged construction
- monoblock look
- three-piece fitment versatility
- large width spectrum
- spoke lightening undercut
- lightening pockets available
- optional hidden or exposed hardware



STANDARD

- standard flat to convex center forging profile
- standard reversed, flat lip
- three-piece construction
- widest range of diameter and width options
- two-piece competition series rims
- lightening pockets available
- optional hidden or exposed hardware
- two-piece rim sizes: 19x8.5, 19x9.5, 20x8.5, 20x9.0, 20x10, 22x9.0, 22x9.5, 22x10.5, 24x10



STANDARD STEP LIP

- standard flat to convex center forging profile
- traditional step lip outer rim
- front or rear load
- three-piece construction
- wide range of diameter and width options
- two-piece competition series rims
- lightening pockets available
- optional hidden or exposed hardware



CONCAVE STEP LIP

- concave center forging profile
- standard, reversed, flat lip styles
- three-piece construction
- wide range of diameter and width options
- lightening pockets available
- optional hidden or exposed hardware
- commonly used as front wheel profile in staggered applications



DEEP CONCAVE

- deep concave center forging profile
- standard, reversed, flat lip styles
- deep lip capability
- three-piece construction
- wide range of diameter and width options
- lightening pockets available
- optional hidden or exposed hardware
- commonly used as rear wheel profile in staggered applications



CONCAVE STEP LIP / WRAP SPOKE

- deep concave center forging profile
- traditional step lip outer rim
- spokes extend and wrap around drop center
- three-piece construction
- wide range of diameter and width options
- lightening pockets available
- optional hidden or exposed hardware



CONCAVE STEP LIP / ELEVATED SPOKE

- deep concave center forging profile
- traditional step lip outer rim
- spokes extend and float over drop center to the edge of the lip
- weight reducing capability
- three-piece construction
- wide range of diameter and width options
- lightening pockets available
- optional hidden or exposed hardware

STANDARD DROP CENTER FORGING

MHT MONO BLOCK PROFILES



REVERSE
DROP CENTER
FORGING

STANDARD DROP CENTER FORGING



19 x 11



19 x 12



20 x 8.5 a



20 x 8.5 b



20 x 9.0



20 x 9.5 a



20 x 10 a



20 x 10 b



20 x 10.5



20 x 11 a



20 x 11 b



20 x 12



20 x 13



21 x 9.0



21 x 10.5



21 x 12.5



22 x 9.0



22 x 9.5 a



22 x 9.5 b truck



22 x 10



22 x 10.5 a



22 x 10.5 b



22 x 11



22 x 12



23 x 10.5



24 x 10 car/truck



26 x 10 car/truck

REVERSE DROP CENTER FORGING



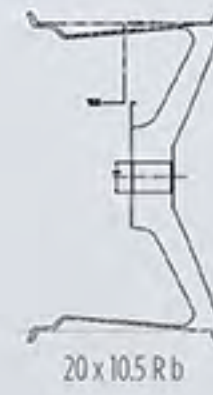
20 x 9.0 R



20 x 10 R



20 x 10.5 R a



20 x 10.5 R b



20 x 12 R

STANDARD DROP CENTER FORGING



19 x 8.5 a



19 x 8.5 b



19 x 9.5



19 x 10 a



19 x 10 b

CUSTOM FINISH OPTIONS



SOLID COLORS



TRANSPARENT OVER BRUSHED



TRANSPARENT OVER HI-POLISH



TRANSPARENT OVER BRUSHED & HI-POLISH



MATTE FINISHES



GLOSS FINISHES



MULTI-TONE FINISHES

SOLID COLORS

Non-transparent, powdercoat, liquid paint, liquid paint colormatch, textured powdercoat, custom inner/outer rim finishing, custom hardware colors.

TRANSPARENT OVER BRUSHED

Transparent color or clear applied over rough grit hand sanded aluminum, transparent powdercoat, transparent liquid paint, available in matte or gloss final coat, varied multi-piece center and rim combinations, 100% hand sanded.

TRANSPARENT OVER HI-POLISH

Transparent color or clear applied over super fine grit polished aluminum, transparent powdercoat, transparent liquid paint, available in matte or gloss final coat, varied multi-piece center and rim combinations, 100% hand polished.

TRANSPARENT OVER BRUSHED & HI-POLISH

Transparent color or clear applied over a combination of super fine grit polished and rough grit hand-sanded aluminum, transparent powdercoat, transparent liquid paint, available in matte or gloss final coat, varied multi-piece center and rim combinations, 100% hand polished and sanded.

MATTE FINISHES

Soft and muted satin look, final step of finishing process, matte clear coat applied over any finish and/or metalwork including multi-tone, powdercoat or liquid paint, varied multi-piece center and rim combinations.

GLOSS FINISHES

Shiny-gloss look, final step of finishing process, gloss clear coat applied over any finish and/or metalwork including multi-tone, powdercoat or liquid paint, varied multi-piece center and rim combinations.

MULTI-TONE FINISHES

2 or more color combinations per wheel, solid color and tints over hand finished metalwork combinations, liquid painted lip strips, liquid color accent options, hand-masked details, gloss and matte combinations, varied multi-piece center and rim combinations.

HARDWARE FINISHES

Standard hardware is stainless steel, upgraded titanium hardware available for purchase. All hardware can be finished in any of the available colors.



**NICHE
FORGED
WHEEL
SERIES**

niche
ROAD WHEELS





AGILE.36
«3pc deep concave wrap step lip
»3pc deep concave



ALPINE.86
«monoblock reverse drop center
»mono2



BASTILLE.903
«mono2



CAMBIO.901
«3pc deep concave step lip elevated spokes



ALPINE-D.87
«monoblock reverse drop center
»monoblock



ALTA.89
«monoblock reverse drop center
»mono2



CIRCUIT.30
«3pc deep concave monoblock
»3pc deep concave



CITRINE.79
«3pc standard profile step lip
»3pc deep concave step lip elevated spokes



APEX.41
«3pc deep concave wrap step lip
»3pc concave wrap step lip



ASCARI.88
«3pc deep concave elevated spoke
»3pc concave step lip elevated spoke



ORLANDO.90
«3pc deep concave step lip elevated spoke
»monoblock reverse drop center



DTM.93
«monoblock
»monoblock

mercedes benz sls // bastille
20" x 10" / 21" x 12"





AlMediaGroup

ferrari 458 speciale // cambio
21" x 9.0" / 22" x 12"



ELEMENT.38

<<3pc standard profile
>>3pc standard profile



ESSES.78

<<mono2
>>monoblock reverse drop center



LUCERNE.56

<<monoblock
>>monoblock
patents: 0716713, 0709019



MAJARRA.905

<<monoblock



GRAND PRIX.83

<<mono2
>>mono2



IBIZA.980

<<3pc deep concave step lip elevated spokes
>>mono2



MISANO.61

<<3pc deep concave
>>mono2



MONZA.44

<<3pc deep concave
>>monoblock



INVERT.73

<<3pc deep concave wrapped step lip
>>3pc deep concave
patent: 0737189



LAGUNA.43

<<3pc deep concave
>>3pc deep concave



MULSANNE.91

<<mono2
>>monoblock reverse drop center



RIBELLE.970

<<mono2



lamborghini huracan // majorca
20" x 9.0 / 21" x 12.5"





RITZ.58
«3pc deep concave
»monoblock reverse drop center



ROMA.34
«3pc deep concave
»3pc deep concave step lip



SPR.22
«3pc deep concave
»3pc deep concave



SPEC.77
«monoblock reverse drop center forging
»monoblock reverse drop center forging



RS10.60
«3pc deep concave
»monoblock



SCOPE.28
«3pc deep concave wrapped step lip
»monoblock



SPYDER.33
«3pc deep concave wrapped step lip
»3pc deep concave



STANCE.11
«monoblock



SCUDERIA.19
«monoblock
»monoblock



SOTTO.960
«monoblock



STUTTART.70
«3pc concave
»monoblock



SURGE.75
«monoZ
»monoblock reverse drop center forging

maserati // ibiza
21" x 9.0" / 21" x 12"



ferrari f12 // ribelle
21" x 9.5" / 22" x 12.5"





TARGA.14
◀◀3pc deep concave elevated step lip
▶▶3pc deep concave



TECHNICA.904
◀◀mono2



ZURICH.53
◀◀3pc deep concave wrapped step lip
▶▶3pc deep concave wrapped step lip



VICENZA.72
◀◀monoblock reverse drop center forging



VENTUS.902
◀◀3pc deep concave elevated step lip



VERSAILLE.906
◀◀3pc deep concave step lip
▶▶3pc deep concave step lip



ZEN.26
◀◀monoblock
▶▶monoblock



porsche panamera // ventus
22" x 9.0" / 22" x 11.5"

lamborghini aventador // tecnica
21" x 9.0" / 22" x 12.5"





bmw m4 // versailles
20" x 10.5" / 20" x 13"

rotiform

ROTIFORM FORGED SERIES



FORGED WHEELS

we offer custom finishes on every wheel via our in-house automated paint and powdercoat line.

rotiform



NEW

AVV R884
«polished matte clear



BLO R860
«brushed gloss DOT
»brushed gloss clear



NEW

CBU R826
«brushed gloss clear
»brushed matte rose gold



NEW

CCV R845
«polished satin clear
»matte anthracite



BLO-T R848
«polished gloss candy black
»brushed gloss candy gold



NEW

BM1 R846
«polished matte clear B black details
»matte black gloss black detail



NEW

CHD R820
«brushed matte DOT



CUP R847
«matte bronze
»matte anthracite



BTH R879
«brushed and polished gloss monaco copper



NEW

BUC R824
«brushed matte DOT
»matte silver matte black detail



DAB R870
«matte silver
»matte black



DIA R858
«polished matte candy gold

audi s3 // avv
20" x 9.0"



FORGED WHEELS

We offer custom finishes on every wheel via our in-house automated paint and powdercoat line.

rotiform

NEW



DSC R828
«polished glass candy black
»brushed + polished glass clear



DJS R859
«matte anthracite
»matte charcoal



IND-T R878
«polished matte candy red
»brushed matte DOT



patent pending
NEW

KPS R881
«matte black



FUC R850
«polished paddles matte clear, matte black detail
»gloss black paddles, matte black detail



NEW

HUR R835
«matte silver
»brushed gloss DOT



NEW

LGB R842
«matte black



LHR R860
«brushed matte DOT
»brushed gloss clear



IDK R877
«polished glass candy blue
»brushed glass rose gold



IND R867
«brushed gloss DOT
»brushed gloss clear



LVS R876
«brushed matte DOT
»brushed gloss clear



MHG R871
«brushed gloss monaco copper
»brushed matte DOT



lamborghini huracan // kps
20" x 9.0" / 21" x 12.5"

FORGED WHEELS

We offer custom finishes on every wheel via our in-house automated paint and powdercoat line.

rotiform

NEW



MLW R840
«matte anthracite

NEW



MUC R827
«polished matte clear
»polished

NEW



RBO R821
«matte gold
»polished corky pink

NEW



ROC R874
«polished gloss candy purple
»brushed gloss clear



NUE R862
«matte black
»polished gloss candy teal



OZT R855
«polished gloss candy copper
»brushed polished detail gloss clear

NEW



RSE R882
«polished gloss clear
»polished gloss DOT

NEW



SCN R839
«polished gloss candy red

NEW



PNT R814
«polished matte clear

NEW



QLB R812
«matte black

NEW



SCR R839
«polished gloss candy gold
»polished

NEW



SEA R817
«polished

audi r8 // ozt
20" x 9.0" / 20" x 12"



FORGED WHEELS

we offer custom finishes on every wheel via our in-house automated paint and powdercoat line.

rotiform



SJC R875
«gloss anthracite
»matte bronze



SLC R880
«polished matte
candy gold
»brushed gloss DOT



USF R854
«matte silver
»brushed polished
detail gloss clear



VDA R813
«matte bronze



SNA R866
«brushed polished
details gloss clear
»polished gloss DOT



SPF R851
«brushed matte DOT
»polished matte
monaco copper



VCE R864
«gloss white
»brushed matte clear



VCE-T R849
«matte black
»polished gloss
candy gold



STR R843
«matte silver
»polished gloss DOT



TMB R868
«brushed polished
detail gloss clear
»polished gloss
candy blue



WRW R857
«brushed gloss
candy gold
»brushed gloss clear



VVR R883
«brushed gloss DOT



**RUELL
FORGED**
SERIES

FUEL FORGED

we offer custom finishes on every wheel via our in-house automated paint and powdercoat line.



L: Concave forging profile
R: Flat forging profile

CHOOSE FROM ANY OF THE FOLLOWING NINE LIP OPTIONS WHEN BUILDING A FUEL FORGED WHEEL.



LIP OPTION A



LIP OPTION B



LIP OPTION C



LIP OPTION D



LIP OPTION E



LIP OPTION F



LIP OPTION G



LIP OPTION H



LIP OPTION I

FORGING PROFILES AND LIP OPTIONS

Now you have choices in forging profile and lip design options. Starting with our standard flat or concave profile, we will design and cut any of our wheel styles in either forging. Then you have nine different options for your lip detailing.



CENTER CAP OPTIONS

3 different base cap options (some caps not available for certain wheel designs. See sales rep for availability.) Snap-in plastic, bolt-in plastic and billet aluminum. Custom color matching available.



gmc 2500hd // ff02 + gripper m/t
22" x 12" / 35 x 12.50R22

5, 6, 8 lug applications


fuelforged01

STANDARD FINISHES

- ↳ matte black 6 milled
 - ↳ polished
- available with 9 different lip options and 2 face profiles see page 201-202 for styles

SIZES

NEW 20 x 9, 20 x 10, 20 x 12, 20 x 14
22 x 10, 22 x 12, 22x14, 22 x 16
24 x 12, 24 x 14, 24 x 16, 26 x 12,
26 x 14, 26 x 16



Lug pattern affects spoke design

fuelforged03

STANDARD FINISHES

- ↳ gloss black 6 milled
 - ↳ polished
- available with 9 different lip options and 2 face profiles see page 201-202 for styles

SIZES

NEW 20 x 9, 20 x 10, 20 x 12, 20 x 14
22 x 10, 22 x 12, 22x14, 22 x 16
24 x 12, 24 x 14, 24 x 16, 26 x 12,
26 x 14, 26 x 16



5, 6, 8 lug applications

fuelforged02

STANDARD FINISHES

- ↳ matte black 6 milled
 - ↳ polished
- available with 9 different lip options and 2 face profiles see page 201-202 for styles

SIZES

NEW 20 x 9, 20 x 10, 20 x 12, 20 x 14
22 x 10, 22 x 12, 22x14, 22 x 16
24 x 12, 24 x 14, 24 x 16, 26 x 12,
26 x 14, 26 x 16



Lug pattern affects spoke design

fuelforged05

STANDARD FINISHES

- ↳ matte black 6 milled
 - ↳ polished
- available with 9 different lip options and 2 face profiles see page 201-202 for styles

SIZES

NEW 20 x 9, 20 x 10, 20 x 12, 20 x 14
22 x 10, 22 x 12, 22x14, 22 x 16
24 x 12, 24 x 14, 24 x 16, 26 x 12,
26 x 14, 26 x 16



ford f350 // ff03 + gripper m/t
24" x 14" / 40 x 15.50R24



FUEL FORGED

we offer custom finishes on every wheel via our in-house automated paint and powdercoat line.



toyota tundra // ff07
22" x 12"



5, 6, 8 lug applications

fuelforged07

STANDARD FINISHES

- > brushed w/ hi luster windows and accents, gloss clear
 - >> polished
- available with 9 different lip options and 2 face profiles see page 201-202 for styles

SIZES

NEW 20 x 9, 20 x 10, 20 x 12, 20 x 14
22 x 10, 22 x 12, 22x14, 22 x 16
24 x 12, 24 x 14, 24 x 16, 26 x 12,
26 x 14, 26 x 16



5, 6, 8 lug applications

fuelforged08

STANDARD FINISHES

- > matte black 6 milled,
 - >> polished,
- available with 9 different lip options and 2 face profiles see page 201-202 for styles

SIZES

NEW 20 x 9, 20 x 10, 20 x 12, 20 x 14
22 x 10, 22 x 12, 22x14, 22 x 16
24 x 12, 24 x 14, 24 x 16, 26 x 12,
26 x 14, 26 x 16



FUELOFFROAD.COM

5, 6, 8 lug applications

fuelforged09

STANDARD FINISHES

- > matte black 6 milled
 - >> polished
- available with 9 different lip options and 2 face profiles see page 201-202 for styles

SIZES

NEW 20 x 9, 20 x 10, 20 x 12, 20 x 14
22 x 10, 22 x 12, 22x14, 22 x 16
24 x 12, 24 x 14, 24 x 16, 26 x 12,
26 x 14, 26 x 16



5, 6, 8 lug applications

fuelforged10

STANDARD FINISHES

- > hi luster gloss candy green / matte black
 - >> polished
- available with 9 different lip options and 2 face profiles see page 201-202 for styles

SIZES

NEW 20 x 9, 20 x 10, 20 x 12, 20 x 14
22 x 10, 22 x 12, 22x14, 22 x 16
24 x 12, 24 x 14, 24 x 16, 26 x 12,
26 x 14, 26 x 16



FUELOFFROAD.COM



RAM
3500

IRON SAND

jeep wrangler // ff15 + gripper m/t
22" x 12" / 38 x 15.50R22



5, 6, 8 lug applications

fuelforged 11

STANDARD FINISHES

- > brushed monaco copper
 - >> polished
- available with 9 different lip options and 2 face profiles see page 201-202 for styles

SIZES

NEW 20 x 9, 20 x 10, 20 x 12, 20 x 14
22 x 10, 22 x 12, 22x14, 22 x 16
24 x 12, 24 x 14, 24 x 16, 26 x 12,
26 x 14, 26 x 16



NEW

fuelforged 14

STANDARD FINISHES

- > matte anthracite 6 milled
 - >> matte bronze 6 milled
- available with 9 different lip options and 2 face profiles see page 201-202 for styles

SIZES

NEW 20 x 9, 20 x 10, 20 x 12, 20 x 14
22 x 10, 22 x 12, 22x14, 22 x 16
24 x 12, 24 x 14, 24 x 16, 26 x 12,
26 x 14, 26 x 16



NEW

fuelforged 12

lug pattern affects spoke designs

STANDARD FINISHES

- > gloss black w/ transparent candy green windows
 - >> polished
- available with 9 different lip options and 2 face profiles see page 201-202 for styles

SIZES

NEW 20 x 9, 20 x 10, 20 x 12, 20 x 14
22 x 10, 22 x 12, 22x14, 22 x 16
24 x 12, 24 x 14, 24 x 16, 26 x 12,
26 x 14, 26 x 16



5, 6, 8 lug applications

fuelforged 15

STANDARD FINISHES

- > brushed gloss monaco copper
 - >> polished
- available with 9 different lip options and 2 face profiles see page 201-202 for styles

SIZES

NEW 20 x 9, 20 x 10, 20 x 12, 20 x 14
22 x 10, 22 x 12, 22x14, 22 x 16
24 x 12, 24 x 14, 24 x 16, 26 x 12,
26 x 14, 26 x 16



ford f350 // ff26 + gripper m/l
concave forging 26" x 16" / 40 x 15.50R26LT



ford f250 // ff16 + gripper m/t
24" x 14" / 37 x 13.50R24



NEW

Lug pattern affects spoke design

fuelforged 16

STANDARD FINISHES

- > gloss black & brushed windows
 - >> polished
- available with 9 different lip options and 2 face profiles see page 201-202 for styles

SIZES

NEW 20 x 9, 20 x 10, 20 x 12, 20 x 14
22 x 10, 22 x 12, 22x14, 22 x 16
24 x 12, 24 x 14, 24 x 16, 26 x 12,
26 x 14, 26 x 16

NEW

5, 6, 8 lug applications

fuelforged 17

STANDARD FINISHES

- > polished
- available with 9 different lip options and 2 face profiles see page 201-202 for styles

SIZES

NEW 20 x 9, 20 x 10, 20 x 12, 20 x 14
22 x 10, 22 x 12, 22x14, 22 x 16
24 x 12, 24 x 14, 24 x 16, 26 x 12,
26 x 14, 26 x 16

NEW

5, 6, 8 lug applications

fuelforged 18

STANDARD FINISHES

- > polished
- available with 9 different lip options and 2 face profiles see page 201-202 for styles

SIZES

NEW 20 x 9, 20 x 10, 20 x 12, 20 x 14
22 x 10, 22 x 12, 22x14, 22 x 16
24 x 12, 24 x 14, 24 x 16, 26 x 12,
26 x 14, 26 x 16

NEW

5, 6, 8 lug applications

fuelforged 19

STANDARD FINISHES

- > brushed face w/ hi luster windows, gloss black lip / brushed outer lip
 - >> polished
- available with 8 different lip options and 2 face profiles see page 201-202 for styles

SIZES

NEW 20 x 9, 20 x 10, 20 x 12, 20 x 14
22 x 10, 22 x 12, 22x14, 22 x 16
24 x 12, 24 x 14, 24 x 16, 26 x 12,
26 x 14, 26 x 16

FUEL FORGED

we offer custom finishes on every wheel via our in-house automated paint and powdercoat line.



ram 2500 // ff23
22" x 12"



NEW

Lug pattern affects spoke designs

fuelforged20

STANDARD FINISHES

- > gloss black & milled
 - >> polished
- available with 9 different lip options and 2 face profiles see page 201-202 for styles

SIZES

NEW 20 x 9, 20 x 10, 20 x 12, 20 x 14
22 x 10, 22 x 12, 22x14, 22 x 16
24 x 12, 24 x 14, 24 x 16, 26 x 12,
26 x 14, 26 x 16



NEW

Lug pattern affects spoke designs

fuelforged22

STANDARD FINISHES

- > gloss black & milled
- available with 9 different lip options and 2 face profiles see page 201-202 for styles

SIZES

NEW 20 x 9, 20 x 10, 20 x 12, 20 x 14
22 x 10, 22 x 12, 22x14, 22 x 16
24 x 12, 24 x 14, 24 x 16, 26 x 12,
26 x 14, 26 x 16



NEW

5, 6, 8 lug applications

fuelforged21

STANDARD FINISHES

- > gloss black & milled
 - >> polished
- available with 9 different lip options and 2 face profiles see page 201-202 for styles

SIZES

NEW 20 x 9, 20 x 10, 20 x 12, 20 x 14
22 x 10, 22 x 12, 22x14, 22 x 16
24 x 12, 24 x 14, 24 x 16, 26 x 12,
26 x 14, 26 x 16



NEW

5, 6, 8 lug applications

fuelforged23

STANDARD FINISHES

- > gloss black & milled
- available with 9 different lip options and 2 face profiles see page 201-202 for styles

SIZES

NEW 20 x 9, 20 x 10, 20 x 12, 20 x 14
22 x 10, 22 x 12, 22x14, 22 x 16
24 x 12, 24 x 14, 24 x 16, 26 x 12,
26 x 14, 26 x 16



FUELOFFROAD.COM

FUELOFFROAD.COM



ford f350 // ff26 + gripper m/t
concave forging 26" x 16" / 40 x 15.50R26LT

ALL NEW CONCAVE WHEELS

NEW

Lug pattern affects spoke designs

fuelforged 24

STANDARD FINISHES

- gloss black & milled
- brushed face, fl luster window w/ transparent copper and polished lip
- available with 9 different lip options and 2 face profiles see page 201-202 for styles

SIZES

NEW 20 x 9, 20 x 10, 20 x 12, 20 x 14
22 x 10, 22 x 12, 22x14, 22 x 16
24 x 12, 24 x 14, 24 x 16, 26 x 12,
26 x 14, 26 x 16



NEW

Lug pattern affects spoke designs

fuelforged 26 CONCAVE

STANDARD FINISHES

- gloss black & milled w/ polished lip
- available with 9 different lip options and 2 face profiles see page 201-202 for styles

SIZES

NEW 20 x 9, 20 x 10, 20 x 12, 20 x 14
22 x 10, 22 x 12, 22x14, 22 x 16
24 x 12, 24 x 14, 24 x 16, 26 x 12,
26 x 14, 26 x 16



Concave forging profile shown

NEW

5, 6, 8 lug applications

fuelforged 25

STANDARD FINISHES

- gloss black & milled
- available with 9 different lip options and 2 face profiles see page 201-202 for styles

SIZES

NEW 20 x 9, 20 x 10, 20 x 12, 20 x 14
22 x 10, 22 x 12, 22x14, 22 x 16
24 x 12, 24 x 14, 24 x 16, 26 x 12,
26 x 14, 26 x 16



NEW

5, 6, 8 lug applications

fuelforged 27 CONCAVE

STANDARD FINISHES

- gloss black brushed windows
- available with 9 different lip options and 2 face profiles see page 201-202 for styles

SIZES

NEW 20 x 9, 20 x 10, 20 x 12, 20 x 14
22 x 10, 22 x 12, 22x14, 22 x 16
24 x 12, 24 x 14, 24 x 16, 26 x 12,
26 x 14, 26 x 16



Concave forging profile shown

FUEL FORGED

we offer custom finishes on every wheel via our in-house automated paint and powdercoat line.



NO HYPE. JUST REALLY GOOD WHEELS



NEW

fuelforged 28

STANDARD FINISHES

• gloss black powder
• polished
• available with 9 different lip options and 2 face profiles see page 201-202 for styles

SIZES

NEW 20 x 9, 20 x 10, 20 x 12, 20 x 14
22 x 10, 22 x 12, 22 x 14, 22 x 16
24 x 12, 24 x 14, 24 x 16, 26 x 12,
26 x 14, 26 x 16



FUELOFFROAD.COM

NEW

fuelforged 21

STANDARD FINISHES

• gloss black powder
• polished
• available with 9 different lip options and 2 face profiles see page 201-202 for styles

SIZES

NEW 20 x 9, 20 x 10, 20 x 12, 20 x 14
22 x 10, 22 x 12, 22 x 14, 22 x 16
24 x 12, 24 x 14, 24 x 16, 26 x 12,
26 x 14, 26 x 16



FUELOFFROAD.COM

BEADLOCK FORGED OFF ROAD USE ONLY



@arodman_6187 // anza + gripper m/l
17" x 9.0" / 37 x 13.50r17



TROPHY / D105 CUSTOM FINISH **ANZA / D106 CUSTOM FINISH** **ANZA / D116 RAW MACHINED**

FORGED		FORGED		CAST W/ FORGED RING	
SIZE	B/S	SIZE	B/S	SIZE	B/S
17 x 8.5	4.5	17 x 8.5	4.5	17 x 9.0	4.5
17 x 8.5	6.25	17 x 8.5	6.25	17 x 9.0	3.5

Top-to-bottom : Whipple & Gailey, Robert Wark, Joe Gibb

FUELOFFROAD.COM



**ALU
CAST
DUAL
SERIES**

CAST DUALY SERIES

we offer custom finishes on every wheel via our in-house automated paint and powdercoat line.



CLEAVER / D574 BLACK & MILLED & LUG APPLICATIONS

NEW

patent: D738260



l-to-r
rear / front

SIZE	LIP	OFFSET
20 x 8.25 F	0	FRONT
20 x 8.25 R2.5	7.8	STREET
20 x 8.25 R3.5	7.8	LIFTED
20 x 8.25 R4.5	7.8	EXTREME LIFT

*use D500 & D501 rear inner

THROTTLE / D513 BLACK & MILLED & LUG APPLICATIONS

patents: D649107, RE45446



l-to-r
rear / front

SIZE	LIP	OFFSET
17 x 6.5 F	0	FRONT
17 x 6.5 R	5.2	REAR

MAVERICK / D538 BLACK & MILLED & LUG APPLICATIONS

patents: D680049, D680940



l-to-r
rear / front

SIZE	LIP	OFFSET
17 x 6.5 F	0	FRONT
17 x 6.5 R	5.2	REAR
20 x 8.25 F	0	FRONT
20 x 8.25 S	7.8	STREET
20 x 8.25 L	7.8	LIFTED
22 x 8.25 F	0	FRONT
22 x 8.25 R2.5	7.8	STREET
22 x 8.25 R3.5	7.8	LIFTED
22 x 8.25 R4.5	7.8	EXTREME LIFT

* D500 rear inner
* D501 rear inner

* 122 - street and lifted fitment
* 105 - street, lifted and extreme lifter fitment



ford f350 // maverick + gripper m/t
22" x 8.25" / 3.0/13.50r22

dodge ram3500 // cleaver
20" x 8.25"



**FUEL
FORGED
2-PIECE
DUALLY
SERIES**



gmc 3500hd // flow
28" x 8.25"

NEW 28" DUALLY WHEEL



DUALLY FLOW

renderings shown for illustrative purpose.
left to right - rear / front

optional 10-lug covers
available

FUELOFFROAD.COM

20" - 28" forged dually wheels available in direct-bolt 8-lug applications.
24", 26", and 28" available with simulated 10-lug center caps



DUALLY 10



DUALLY 12



DUALLY CLEAVER

FUELOFFROAD.COM



DUALLY FF19

FORGED DUALY SERIES

we offer custom finishes on every wheel via our in-house automated paint and powdercoat line.



CLEAVER / D239 CUSTOM FINISH 8 LUG APPLICATIONS

NEW

patent: D738280

SIZE	LIP	OFFSET
22 x 8.25	7.8	*CUSTOM
24 x 8.25	7.8	*CUSTOM

* custom offset and finish



HOSTAGE / D232 CUSTOM FINISH 8 LUG APPLICATIONS

SIZE	LIP	OFFSET
22 x 8.25	7.8	*CUSTOM
24 x 8.25	7.8	*CUSTOM

* custom offset and finish



t-to-r
rear / front

FLOW / D269 CUSTOM FINISH 8 LUG APPLICATIONS

NEW

SIZE	LIP	OFFSET
22 x 8.25	7.8	*CUSTOM
24 x 8.25	7.8	*CUSTOM

* custom offset and finish



t-to-r
rear / front

LETHAL / D267 CUSTOM FINISH 8 LUG APPLICATIONS

patents: D704124, D707610

SIZE	LIP	OFFSET
22 x 8.25	7.8	*CUSTOM
24 x 8.25	7.8	*CUSTOM

* custom offset and finish



t-to-r
rear / front

FULL BLOWN / D253 CUSTOM FINISH 8 LUG APPLICATIONS

SIZE	LIP	OFFSET
22 x 8.25	7.8	*CUSTOM
24 x 8.25	7.8	*CUSTOM

* custom offset and finish



t-to-r
rear / front

MAVERICK / D260 CUSTOM FINISH 8 LUG APPLICATIONS

patents: D680049, D680940

SIZE	LIP	OFFSET
22 x 8.25	7.8	*CUSTOM
24 x 8.25	7.8	*CUSTOM

* custom offset and finish



deep lip
(lifted apps)

gmc sierra 3500hd // maverick + gripper m/t
22" x 8.25" / 38/15.50r22



FORGED DUALY SERIES

we offer custom finishes on every wheel via our in-house automated paint and powdercoat line.



RENEGADE / D215 CUSTOM FINISH 8 LUG APPLICATIONS

patents: D701811, D701812



l-to-r
rear / front

SIZE	LIP	OFFSET
22 x 8.25	7.8	*CUSTOM
24 x 8.25	7.8	*CUSTOM

* custom offset and finish

THROTTLE / D212 CUSTOM FINISH 8 LUG APPLICATIONS

patents: D649107, RE45446



l-to-r
rear / front

SIZE	LIP	OFFSET
22 x 8.25	7.8	*CUSTOM
24 x 8.25	7.8	*CUSTOM

* custom offset and finish

THROTTLE / D213 CUSTOM FINISH 8 LUG APPLICATIONS

patents: D649107, RE45446



l-to-r
rear / front

SIZE	LIP	OFFSET
22 x 8.25	7.8	*CUSTOM
24 x 8.25	7.8	*CUSTOM

* custom offset and finish

ford f350 // renegade + gripper m/t
24 x 8.25 / 40/15.50r24



To see additional Fuel Forged dually equipped trucks visit fueloffroad.com/gallery.cfm

Galleries updated daily with new wheels and trucks from our customers and our media team.



DUB
FORGERS
SKIRTS
PINNACLES





MONOBLOCK / FORGED RIMS

DUB Forged wheels are available in 1, 2 and 3 piece forged constructions up to 34". New DUB 2-piece "Platinum Series" wheels are new 2-piece staggered wheels available in the following sizes and specs: 24x9, 24x10, 26x9, 26x10, 28x9, and 28x10.

honda civic // delish
30" x 10"



ATTACK 5 | XA40



ATTACK 6 | XA40



AXIOM | C16



BALLER | X84



NEW WHEEL
BOOSTA | XB6



CAVAT | XB40



CLASSICA | X31



DAZED | S241



FIREWIRE | C12



FLEX | C22



FORMULA | X12



GAME ON | X80



DELISH | XA30



DRAFT | X88



DREAMS | X62



EXOTICA | X82



HYPA | XB20



INSURRECTION | X14



KONA | X39



LACE | X63

WE OFFER CUSTOM FINISHES ON EVERY WHEEL, VIA OUR IN-HOUSE AUTOMATED PAINT AND POWDERCOAT LINE.





chevrolet impala // malice
26" x 9.0" / 26" x 10"
FOR SALE,
LEASE OR RENT
LOT AND BUILDING
OWNER FINANCING AVAILABLE
CONTACT KEN
305.219.4000



SLAPPER | X830



SLEEPER | X81



STATICA | X810



STERLING | XA70



LLC | X23



MALICE | X83



MANOR | XA90



MIXER | C19



TANGO | XA50



TECHNIC | C15



TREMLO | C11



TRIKK | X86



MONARCHY | X38



PALAZZO | X18



PAYBACK | X73



RACKZ | XA10



TRITON | C18



TUGG | X66



TYPE20 | X20



VORTEX | X60



RHYME | C21



SHOCK | X64



SHUFFLE | C17



NEW WHEEL SLAM | X85



WHIP | X10



WOOFER | C13



NEW WHEEL XXX | X67



ZAGGS | XA60

WE OFFER CUSTOM FINISHES ON EVERY WHEEL, VIA OUR IN-HOUSE AUTOMATED PAINT AND POWDERCOAT LINE.

ford mustang // boosta
30" x 10"



chevrolet impala // xxx
30" x 9.5" / 30" x 10"





chevrolet impala // dazr
26" x 9.0" / 26" x 10"



SPINNERS

Dub wheels is the exclusive source for today's spinning wheel designs. Spinners are available in 22" diameters up to 32" diameters and in 50 unique designs. We can finish each wheel in almost any way you desire.

SKIRTS - STAGGERED

Skirts, available only through Dub Wheels feature exclusive technology that allows the face of the wheel to remain stationary as wheel rolls. Spinners are available in 22" diameters up to 32" diameters and in 12 unique designs. We can finish each wheel in almost any way you desire.

STUNR

Whether you choose a spinner or skirt all of our designs are available in staggered fitments, known as a "stunr." Stunr's come in 24" diameters up to 28" diameters with larger rear lips depending on size.



SPINNER BASE

Available in the following staggered sizes and specs: 22x8.5, 22x9.5, 24x9.0, 24x10, 26x10, 28x10, 30x10 and 32x10.



SKIRTS BASE

Available in the following staggered sizes and specs: 22x9.0, 24x9.5, 26x10, 28x10, 30x10, and 32x10.



STAGGERED BASE - STUNR

Available in the following staggered sizes and specs: 24x9.0, 24x10, 26x9.0, 26x10, 28x9.0, and 28x10.

ORDERING

1. Pick style from:
spinner or skirts
2. Pick base:
spinner, skirt or stunr base
3. Pick diameter / width
4. Choose finish, paint and texture



BANDITO | S750



BELLAGIO | S777



BILLIONAIRE | S762



NEW WHEEL

BLANG | S704



BOOGIE | S723



KRAY | S739



KRZY | S711



LIXX | S710



MARKEE | S741



MERCY | S720



CUTTA | S712



CROWN | S740



CYCLONE | S712



CYPHEN | S745



DA BOMB | S771



NOLIA | S748



PWRFL | H612



SAVANT | S714



SHROOM | S725



SHUODA | S724



DA U | S754



DAZR | S707



DELUSION | S774



DIRAGIO | S713



FAMOUS | S760



SLEEPER | S719



SLOTS | S742



SPAZZ | S728



SPECTRA | S709



SPIKE | S715



FATE | S718



FLASH | S797



FLO | S738



NEW WHEEL

FLUTED | S801



GANJA | S788



STASHOLA | S785



SWERV | S721



SWRYL | S768



NEW WHEEL

TICKLE | S703



TRIPPIN | S734



GLAZE | S716



HAM | S744



HURRICAYNE | S733



JOKER | S787



KARMA | S759



TURBINE | S117



TWISTO | H163



WU | S747



NEW WHEEL

ZEUS | S702



ZIPPO | S708

WE OFFER CUSTOM FINISHES ON EVERY WHEEL, VIA OUR IN-HOUSE AUTOMATED PAINT AND POWDERCOAT LINE.



chevrolet impala // razz
32" x 10"



AZZMACKA | S602



BLESS | S610



FANTASY | S609



RAZZ | S607



SHOKKA | S601



SLIVER | S605



F.U. | S608



NOCTURNUS | S604



RAGGED | S606



SPLITTER | S600




SNATCH | S603



VAPE | S611

WE OFFER CUSTOM FINISHES ON EVERY WHEEL, VIA OUR
IN-HOUSE AUTOMATED PAINT AND POWDERCOAT LINE.

U.S.
MAGS
MULTI
PIECE
WHEELS



Billet centers welded or bolted into spun forged or cast outers. All styles are custom finished per order.

SOFT LIP: 17x7.0, 17x8.0, 17x10, 18x7.0, 18x8.0, 18x9.0, 18x10, 18x12, 18x15, 20x8.5, 20x9.0, 20x10, 20x10.5, 20x12, 20x15, 22x8.5, 22x9.0, 22x10, 22x10.5, 22x12, 24x9.0, 24x10, 24x12, 24x15, 26x9.0, 26x10, 26x12

TRADITIONAL LIP: 15x4.0, 15x5.0, 15x7.0, 15x8.0, 15x9.0, 15x10, 15x12, 16x7.0, 16x8.0, 16x9.5, 17x7.0, 17x8.0, 17x9.5, 17x11, 18x7.0, 18x8.0, 18x9.5, 18x11, 20x08, 20x9.5

2-PC. BOLTED: 19x8.5, 19x9.5, 20x8.5, 20x9.0, 20x10, 22x9.0, 22x10.5, 24x9.0, 24x10, 26x9.0, 26x10, 28x9.0, 28x10, 30x10, 32x10

3-PC. BOLTED: 18"-34" (custom widths)



M-One U424



Mad Max U431



Malibu U423



Milner U514 CONCAVE



Ardunn U421



Bandit U418



Bonneville U435



Cobra U419



Corsair U415



Nimitz U541 CONCAVE



Offy U412



Rambler U425



Pascal U413



Daytona U428



New!

Dayton U488



Deuce U418



El Dorado U434



Santa Cruz U436



Satellite U422



Sidewinder U416



Sidewinder U516 U-FORGING



Fury U432



Heritage U427



Hornet U417



Indy U433 CONCAVE



Spade U411



Standard U508 CONCAVE



New!

Templar U442



Torino U528 CONCAVE

ford model a // spade
15" x 6.0" / 17" x 9.5"



NEW
DESPERADO 6
U472



Desperado 5 U473



El Fello U468



El Rey U459



Gambler U478



Hustler U458



Kompressor 5 U468



Kompressor 6 U468



Mafiosa U474



Milner U214
CAST CENTER 22 & 24



Nemesis U882



Outlaw U461



Phantom U881

Billet centers welded or bolted into spun forged or cast outers. All styles are custom finished per order.

SOFT LIP: 17x7.0, 17x8.0, 17x10, 18x7.0, 18x8.0, 18x9.0, 18x10, 18x12, 18x15, 20x8.5, 20x9.0, 20x10, 20x10.5, 20x12, 20x15, 22x8.5, 22x9.0, 22x10, 22x10.5, 22x12, 24x9.0, 24x10, 24x12, 24x15, 26x9.0, 26x10, 26x12

TRADITIONAL LIP: 15x4.0, 15x5.0, 15x7.0, 15x8.0, 15x9.0, 15x10, 15x12, 16x7.0, 16x8.0, 16x9.5, 17x7.0, 17x8.0, 17x9.5, 17x11, 18x7.0, 18x8.0, 18x9.5, 18x11, 20x08, 20x9.5

2-PC. BOLTED: 19x8.5, 19x9.5, 20x8.5, 20x9.0, 20x10, 22x9.0, 22x10.5, 24x9.0, 24x10, 26x9.0, 26x10, 28x9.0, 28x10, 30x10, 32x10

3-PC. BOLTED: 18"-34" (custom widths)



Cartel 5 U455



Cartel 6 U454



Cheyenne 5 U451



Cheyenne 6 U458



Rio Grande U456



Spur 5 U453



Spur 6 U452



Torque 6 U883

ford f100 // heavy artillery
20" x 8.5" / 20" x 9.0"



Supreme Classics combine classic smoothie steel wheel designs from the 40's and 50's with modern billet centers welded into spun forged rims for a wide range of size, diameter and custom offset options. All styles are custom finished and accept o.e. Ford and GM center caps

- SOFT LIP: 17x7.0, 17x8.0, 17x10, 18x7.0, 18x8.0, 18x9.0, 18x10, 18x12, 18x15, 20x8.5, 20x9.0, 20x10, 20x10.5, 20x12, 20x15, 22x8.5, 22x9.0, 22x10, 22x10.5, 22x12, 24x9.0, 24x10, 24x12, 24x15, 26x9.0, 26x10, 26x12,
- 2-PC. BOLTED: 19x8.5, 19x9.5, 20x8.5, 20x9.0, 20x10, 22x9.0, 22x10.5, 24x9.0, 24x10, 26x9.0, 26x10, 28x9.0, 28x10
- 3-PC. BOLTED: 18"-34" (custom widths)



Optional Ford and G.M. Center Caps



Big Slot U600



Heavy Artillery U602



Mashburn U603



Plain Fare U601



chevrolet c10 // scottsdale
20" x 9.0"

Billet o.e. recreations, each wheel features a billet center welded or bolted into spun forged or cast centers. All styles are custom finished per order.

TRADITIONAL LIP: 15x4.0, 15x5.0, 15x7.0, 15x8.0, 15x9.0, 15x10, 15x12, 16x7.0, 16x8.0, 16x9.5, 17x7.0, 17x8.0, 17x9.5, 17x11, 18x7.0, 18x8.0, 18x9.5, 18x11, 20x8.0, 20x9.5

SOFT LIP: 17x7.0, 17x8.0, 17x10, 18x7.0, 18x8.0, 18x9.0, 18x10, 18x12, 18x15, 20x8.5, 20x9.0, 20x10, 20x10.5, 20x12, 20x15, 22x8.5, 22x9.0, 22x10, 22x10.5, 22x12, 24x9.0, 24x10, 24x12, 24x15, 26x9.0, 26x10, 26x12

2-PC. BOLTED: 19x8.5, 19x9.5, 20x8.5, 20x9.0, 20x10, 22x9.0, 22x10.5, 24x9.0, 24x10, 26x9.0, 26x10, 28x9.0, 28x10, 30x10, 32x10



Cuda U438



Mopar U439



Saber U437



Scottsdale U442



Trans Am U429



Z16 U401

Modern billet styles for old school pro touring muscle cars.
Billet centers welded into spun forged or cast outers.
Custom finishes available.

chevrolet malibu // pt3
18" x 9.5"



SOFT LIP: 17x7.0, 17x8.0, 17x10, 18x7.0, 18x8.0, 18x9.0, 18x10, 18x12, 18x15, 20x8.5, 20x9.0, 20x10, 20x10.5, 20x12, 20x15, 22x8.5, 22x9.0, 22x10, 22x10.5, 22x12, 24x9.0, 24x10, 24x12, 24x15, 26x9.0, 26x10, 26x12

TRADITIONAL LIP: 15x4.0, 15x5.0, 15x7.0, 15x8.0, 15x9.0, 15x10, 15x12, 16x7.0, 16x8.0, 16x9.5, 17x7.0, 17x8.0, 17x9.5, 17x11, 18x7.0, 18x8.0, 18x9.5, 18x11, 20x8.0, 20x9.5

2-PC. BOLTED: 19x8.5, 19x9.5, 20x8.5, 20x9.0, 20x10, 22x9.0, 22x10.5, 24x9.0, 24x10, 26x9.0, 26x10, 28x9.0, 28x10, 30x10, 32x10

3-PC. BOLTED: 18"-34" (custom widths)



PT.1 U701
RENDERING SHOWN



PT.2 U702



PT.3 U703



PT.4 U704
RENDERING SHOWN



SIES | F241
polished

NEW



BEL-AIR 6 | F214
brushed face with
hi-polish windows
& accents



TWIZZ | F216
brushed face with
hi-polish windows
& accents




SOFT LIP: 17x7.0, 17x8.0, 17x10, 18x7.0, 18x8.0, 18x9.0, 18x10, 18x12, 18x15, 19x8.0, 19x9.0, 19x10, 19x11, 20x8.5, 20x9.0, 20x10, 20x10.5, 20x12, 20x15, 22x8.5, 22x9.0, 22x10, 22x10.5, 22x12, 24x9.0, 24x10, 24x12, 24x15, 26x9.0, 26x10, 26x12, 28x10

gmc sierra // f214 26" x 9.0" / 26" x 12"



chevrolet silverado // f216 26" x 9.0" / 26" x 12"

Foose Rat Pack wheels are 2-pc. forged mono.2 construction, the faces are machined from billet aluminum and are blind bolted from the backside onto the spun forged inner barrels. The lip is painted white with a red stripe, simulating the look of a white wall tire. High performance low profile tires can be used on larger diameters without losing the white wall appearance. Available in 18" - 22" diameters.



FLAMINGO | FR05
polished / custom painted sidewall
rendering shown



RIVERIA | FR04
polished / custom painted sidewall
rendering shown



SAHARA | FR01
polished / custom painted sidewall



STARDUST | FR02
polished / custom painted sidewall
rendering shown



oldsmobile 442 // four42
18" x 8.0" / 18" x 10"

SOFT LIP: 17x7.0, 17x8.0, 17x10, 18x7.0, 18x8.0, 18x9.0, 18x10, 18x12, 18x15, 20x8.5, 20x9.0, 20x10, 20x10.5, 20x12, 20x15, 22x8.5, 22x9.0, 22x10, 22x10.5, 22x12, 24x9.0, 24x10, 24x12, 24x15, 26x9.0, 26x10, 26x12

TRADITIONAL LIP: 15x4.0, 15x5.0, 15x7.0, 15x8.0, 15x9.0, 15x10, 15x12, 16x7.0, 16x8.0, 16x9.5, 17x7.0, 17x8.0, 17x9.5, 17x11, 18x7.0, 18x8.0, 18x9.5, 18x11, 20x08, 20x9.5

2-PC. BOLTED: 19x8.5, 19x9.5, 20x8.5, 20x9.0, 20x10, 22x9.0, 22x10.5, 24x9.0, 24x10, 26x9.0, 26x10, 28x9.0, 28x10, 30x10, 32x10

3-PC. BOLTED: 18"-34" (custom widths)



ARCH | F240
forged



ASCOT | F226
forged



CHALLENGER | F223
forged



CORONET | F204
forged



COUPE | F228
forged / cast - 17, 18 & 20
patent: D658561



FIGHTER | F212
forged



FISHTAIL | F205
forged



FIVE00 | F221
forged



FOUR42 | F230
forged



FURY | F261 CONCAVE
forged



GENUINE | F210
forged



HERITAGE | F262 CONCAVE
forged

2-PIECE FORGED - WELDED

WE OFFER CUSTOM FINISHES ON EVERY WHEEL VIA OUR IN-HOUSE AUTOMATED PAINT AND POWDERCOAT LINE.

MAGNAFLOW

Classic INDUSTRIES
Parts & Accessories

Classic INDUSTRIES
Parts & Accessories

FOOSE DESIGN

SOFT LIP: 17x7.0, 17x8.0, 17x10, 18x7.0, 18x8.0, 18x9.0, 18x10, 18x12, 18x15, 20x8.5, 20x9.0, 20x10, 20x10.5, 20x12, 20x15, 22x8.5, 22x9.0, 22x10, 22x10.5, 22x12, 24x9.0, 24x10, 24x12, 24x15, 26x9.0, 26x10, 26x12

TRADITIONAL LIP: 15x4.0, 15x5.0, 15x7.0, 15x8.0, 15x9.0, 15x10, 15x12, 16x7.0, 16x8.0, 16x9.5, 17x7.0, 17x8.0, 17x9.5, 17x11, 18x7.0, 18x8.0, 18x9.5, 18x11, 20x08, 20x9.5

2-PC. BOLTED: 19x8.5, 19x9.5, 20x8.5, 20x9.0, 20x10, 22x9.0, 22x10.5, 24x9.0, 24x10, 26x9.0, 26x10, 28x9.0, 28x10, 30x10, 32x10

3-PC. BOLTED: 18"-34" (custom widths)



IMPALA | F229 CONCAVE
forged



IMPERIAL | F208
forged



INJECTOR | F211
forged



KNIGHT | F220
forged



NITROUS | F201
forged / cast 15, 17, 18 & 20
patent D455696



NITROUS - CONCAVE | F252
forged
patent D455696



NOVA | F206
forged



P33 | F222
forged



KNUCKLE | F227
forged
cast 17, 18 & 20
patent D631816



LIGHTWEIGHT | F231
forged



MONTEREY | F203
forged



NEWS | F482
forged



PHOENIX | F251 CONCAVE
forged



SHELBY | F218 CONCAVE
forged



SHOCKWAVE | F209
forged



KNOCK-OFF CENTER CAP
available on all forged
Foose Design Wheels

MULTIPIECE FORGED

WE OFFER CUSTOM FINISHES ON EVERY WHEEL VIA OUR IN-HOUSE AUTOMATED PAINT AND POWDERCOAT LINE



MAC TOOLS
TECH TOOLS



pantera // pantera
18" x 9.0" / 19" x 11"

AVAILABLE SIZES 18"-32"
SEE PAGES 147-152 FOR WIDTH AND PROFILE OPTIONS



CHALLENGER | F330



CRUZE SL | F511 CONCAVE



FIVE00 | F360



NITROUS SE | F300

patent D455696



NITROUS SEC | F350

patent D455696



NEW

PANTERA | F219 CONCAVE



ford gt // gt
20" x 9.0" / 21" x 12.5"

AVAILABLE SIZES 19"-26"
SEE PAGES 147-152 FOR WIDTH AND PROFILE OPTIONS



BOOST | F530



CASABLANCA | F511



CLUTCH | F500



CRUZE | F510



GT | F540
RENDERING SHOWN



QUALIFIER | F520
RENDERING SHOWN

BE READY FOR BATTLE

THE NEW UTV LINE FROM FUEL OFFROAD IS DESIGNED FOR THE BAJA AND STYLED FOR THE STREETS. NOW YOU CAN MATCH YOUR UTV'S WHEELS TO THAT OF YOUR TRUCK OR SUV. AVAILABLE IN CAST BEADLOCK, NON-BEADLOCK, AND 1-PIECE FORGED STYLES.



**ANZA | DM1 MATTE BLACK CENTER
W/ ANTHRACITE RING**

SIZE	OFFSET
14 x 7.0	4-3
15 x 7.0	4-3

patents: 0714205, 0711807



**ANZA | DM6 ANTHRACITE CENTER
W/ MATTE BLACK RING**

SIZE	OFFSET
14 x 7.0	4-3
15 x 7.0	4-3

patents: 0714205, 0711807



**ANZA | D557 MATTE BLACK CENTER
W/ ANTHRACITE RING**

SIZE	OFFSET
14 x 7.0	4-3
15 x 7.0	4-3

patents: 0714205, 0711807



**ANZA | D558 ANTHRACITE CENTER W/
MATTE BLACK RING**

SIZE	OFFSET
14 x 7.0	4-3
15 x 7.0	4-3

patents: 0714205, 0711807



**LETHAL | D567 MATTE BLACK
& MILLED**

SIZE	OFFSET
14 x 7.0	4-3/5-2

patents: 0709124, 0707610



**MAVERICK | D538 MATTE BLACK
& MILLED**

SIZE	OFFSET
14 x 7.0	4-3

patents: 0686963, 0689002



**NUTZ | D541 MATTE BLACK CENTER
& MACHINED**

SIZE	OFFSET
14 x 7.0	4-3/5-2

patents: 0680936




VECTOR | D580 MATTE BLACK

SIZE	OFFSET
14 x 7.0	4-3/5-2
14 x 8.0	4-4
14 x 10	5-5
15 x 7.0	4-3/5-2



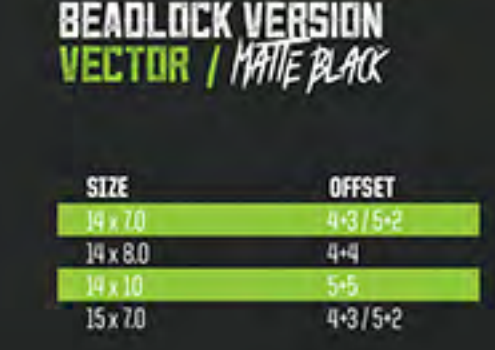
**VECTOR | D570 MACHINED FACE W/
GLOSS BLACK RING**

SIZE	OFFSET
14 x 7.0	4-3/5-2
14 x 8.0	4-4
14 x 10	5-5
15 x 7.0	4-3/5-2



**BEADLOCK VERSION
VECTOR | MATTE BLACK**

SIZE	OFFSET
14 x 7.0	4-3/5-2
14 x 8.0	4-4
14 x 10	5-5
15 x 7.0	4-3/5-2



**BEADLOCK VERSION
VECTOR | MACHINED FACE W/
GLOSS BLACK RING**

SIZE	OFFSET
14 x 7.0	4-3/5-2
14 x 8.0	4-4
14 x 10	5-5
15 x 7.0	4-3/5-2

PRO
GRIP
FOR
EVERY-
ONE
ELSE

TO COMPLETE THE PACKAGE WE'RE EXCITED TO OFFER DOT APPROVED FUEL GRIPPER M/T UTV TIRES. TESTED IN SOME OF THE TOUGHEST CONDITIONS SO YOU'LL NEVER END YOUR ADVENTURE EARLY.

Size	Part Number	Weight (lb)	Load Range	Max Load	Rim Range	Max PSI	Diameter	Width
28x10-14R	RFUT281000R14	41.0	8PR	1002	6.5-8.5	35	28.0	10
30x10-14R	RFUT301000R14	45.1	8PR	1134	6.5-8.5	35	30.0	10.1
30x10-15R	RFUT301000R15	42.7	8PR	1113	6.5-8.5	35	30.0	10

GRIPPER M/T

Fuel Off-Road Tire Mud Gripper M/T. If you want aggressive styling and superior traction don't look any further. Fuel Mud Gripper M/T tires have it covered and are a perfect match for the fuel wheel line-up.



Tread with Fuel F pattern, color for illustrative purposes only

Size	Part Number	Weight (lb)	Load Range	Max Load	Rim Range	Max PSI	Diameter	Width
33x12.50R17LT	RFNT 33x12.50R17	70.5	E/10	3042	8.5 - 11	80	33.0	12.8
33x12.50R18LT	RFNT 33x12.50R18	69.4	E/10	2910	8.5 - 11	80	33.0	12.7
33x12.50R20LT	RFNT 33x12.50R20	67.2	E/10	2600	8.5 - 11	65	32.8	13
33x12.50R22LT	RFNT 33x12.50R22	66.1	E/10	2270	8.5 - 11	65	32.8	12.8
35x12.50R17LT	RFNT 35x12.50R17	76.3	E/10	3640	8.5 - 11	80	34.8	13.2
35x12.50R18LT	RFNT 35x12.50R18	74.9	E/10	3415	8.5 - 11	80	35.0	13.2
35x12.50R20LT	RFNT 35x12.50R20	73.8	E/10	3195	8.5 - 11	80	35.0	13.0
35x12.50R22LT	RFNT 35x12.50R22	71.2	E/10	2835	8.5 - 11	65	35.0	12.8
35x13.50R20LT	RFNT 35x13.50R20	76.1	E/10	3525	10 - 12	80	35.0	13.5
35x13.50R24LT	RFNT 35x13.50R24	73.8	E/10	2910	9.5 - 12	65	34.7	13.6
37x13.50R17LT	RFNT 37x13.50R17	83.6	E/10	4300	8.5 - 11	65	37.0	14.3
37x13.50R20LT	RFNT 37x13.50R20	80.5	E/10	3860	8.5 - 11	65	37.0	14.0
37x13.50R22LT	RFNT 37x13.50R22	77.2	E/10	3420	8.5 - 11	65	37.0	14.0
37x13.50R24LT	RFNT 37x13.50R24	79	E/10	3085	9.5 - 12	80	36.7	13.6
38x15.50R20LT	RFNT 38x15.50R20	87.3	D/8	3640	11 - 14	50	37.7	15.4
38x15.50R22LT	RFNT 38x15.50R22	91.5	D/8	3525	11 - 14	50	38.0	15.9
40x15.50R24LT	RFNT 40x15.50R24	108	D/8	3970	11 - 14	65	39.7	15.9
40x15.50R26LT	RFNT 40x15.50R26	103	E/10	3860	11 - 14	65	39.7	15.8

GRIPPER A/T



THE FIRST 28" DUALY LOAD RATED A/T TIRE.



Tread with Fuel F pattern, color for illustrative purposes only

Size	Part Number	Weight (lb)	Load Range	Max Load	Rim Range	Max PSI	Diameter	Width	Warranty miles
LT265/70R17	RFAT 26570R17	49.1	E/10PR	3195	7.0 - 9.0	80	31.7	12.8	50000
LT285/70R17	RFAT 28570R17	56.2	E/10PR	3195	7.5 - 9.0	80	32.8	12.7	50000
P275/65R18	RFAT 27565R18	40.1	STD	2601	7.5 - 9.5	36	32.1	13	55000
P275/55R20	RFAT 27555R20	48.0	XL	2833	7.5 - 9.5	42	31.9	12.8	55000
LT305/55R20	RFAT 30555R20	70.1	E/10	3195	8.5 - 11	65	33.2	13.2	50000
305/30R28	RFAT 30530R28	62.3	XL	2756	10.5-12	42	28.3	12.8	55000

STUDDED GRILLES

NOT ALL GRILLES OR APPLICATIONS SHOWN. PLEASE CONTACT US FOR COMPLETE COVERAGE LISTING AND OPTIONS. AVAILABLE IN BLACK OR POLISHED.

CHEVROLET

Avalanche
Colorado
Silverado 1500 / 2500 / 3500
Suburban
Tahoe

DODGE RAM

2500 / 3500
LARAMIE / SLT

FORD

Excursion
F-150 (all models including Harley Davidson)
F-250 / F-350 / F-350 Super Duty

GMC

Sierra Classic (Except C3 & D)
Sierra 1500
Sierra 2500 HD / 3500
Sierra HD
Yukon
Denali

JEEP

Wrangler JK

NISSAN

Titan

TOYOTA

Tacoma
Tundra



NEW LED LIGHT BAR GRILLE AVAILABLE FOR ANY EXISTING MAKE OR MODEL



CHEVROLET



DODGE



FORD




GMC



JEEP



TOYOTA



NISSAN

WARRANTY + INSTALLATION

INSTALLATION INSTRUCTIONS READ COMPLETELY BEFORE ATTEMPTING TO MOUNT TIRES ON WHEELS

01. Trial fit all wheels to the vehicle before mounting tires to ensure the wheel is properly matched to the lug pattern and there is adequate caliper clearance. Never force a wheel to seat against the hub by applying lug nut pressure. The wheel must go into place freely. Clear the axle flange of obstructions such as rivets, guide pins, screw fasteners or spring steel keepers before installing wheels. Once a wheel has been tire mounted, it cannot be returned for replacement. Trial fit all wheels to the vehicle before mounting tires.
02. Mount tires in compliance with directions and practices recommended by the manufacturer of the tire mounting equipment. MHT Luxury Alloys will not assume responsibility for damage due to improper or careless mounting practices.
03. **WARNING!** Do not use spacers to resolve any clearance problems. If spacers are installed, installer and/or user bear all responsibility.
04. Check for excessive stud length. Excessive stud length will bottom out a closed end lug nut, preventing the wheel from being properly torqued to the mounting surface on the drum or disc.
05. Use only MHT approved lug nuts.
06. Do not inflate the tire in excess of 60 p.s.i. (40 p.s.i. in California) in order to seat the tire bead on the wheel. If the tire will not seat at these pressures, check for unusual obstructions, proper use of tire mounting lubricants or a possible tire/wheel mismatch.
07. Tighten lug nuts in a progressive criss-cross pattern. Impact wrenches are not recommended due to the possibility of irregular or improper tightening. Vehicle owner's manual recommended lug nut torque specifications should be followed.
08. User must return to installer at 25 miles and 100 miles to re-check lug nuts for proper torque.
09. Stud penetration into the threaded portion of the lug nut should be in excess of the diameter of the stud. Studs should be free of rust and dirt. Threads on the stud should be undamaged and free of lubricant.
10. Use tire manufacturer's rim width recommendations for wheel and tire selection. Fender clearance should be checked before mounting tire.
11. Check for proper fender and caliper clearance and true rotation of all wheels before driving your vehicle. Turn the front wheels side to side to check for possible interference. Clearance should be checked while the vehicle is on the rack as well as after the weight of the vehicle is lowered on to the suspension. Drive the vehicle at reduced speed (10 mph) as a final check against interference.
12. Keep wheels clean. The chrome, clear coat or aluminum finish will be damaged if foreign material, brake dust, dirt or chemicals are not removed promptly. **NEVER CLEAN WHEELS WHEN THEY ARE HOT!** Clean wheels regularly with mild soap and water only. The finish of your wheels may be permanently damaged by caustic soap used on some commercial car washes. Any abrasives, steel wool or chemicals applied to your wheels may damage the finish.
13. Contact with caustic elements such as road de-icer will cause the finish to deteriorate and is not eligible for warranty.

WARRANTY CLAIMS MUST BE PROCESSED THROUGH THE ORIGINAL DEALER OR DISTRIBUTOR THAT THE WHEELS WERE PURCHASED FROM

Under normal and reasonable use, wheels produced by MHT Luxury Alloys are warranted against **STRUCTURAL DEFECT** in material as long as the **ORIGINAL** owner/purchaser owns the wheels. Under normal and reasonable use, wheels produced by MHT Luxury Alloys are warranted against defect in workmanship or materials to the **ORIGINAL** owner/purchaser for a period of one year from the date of purchase. This warranty is limited to the repair or replacement of wheels, at the discretion of MHT Luxury Alloys, for any wheels determined to be defective and covered under warranty. Installation costs, transportation costs or loss of use is not covered under this warranty. Accessories determined to be defective in workmanship or materials while the wheel is under warranty will be repaired or replaced. Wheels will not be replaced due to defects in accessories.

THIS WARRANTY SHALL NOT APPLY TO:

01. Wheels NOT purchased from an authorized dealer.
02. Any damage or defect caused by abuse, misuse, neglect or accident. Any damage or defect caused by racing or off road use or by road hazard impact.
03. Wheels that have been altered repaired or modified.
04. Wheels installed with spacers or adapters.
05. Wheels installed with incorrect tire sizes or used with excessive vehicle loads.
06. Wheel corrosion or cosmetic flaws occurring after purchase due to chemicals, caustic cleaning agents, road de-icer, climate conditions or neglect.
07. Chrome pitting or discoloration due to lack of maintenance.
08. Blemishes, peeling or discoloration on the back side of the wheel.
09. Fading or discoloration of chrome or painted accent accessories caused by exposure to caustic elements.
10. Appearance blemishes or defects on wheels that have been mounted.
11. Wheels damaged by shipping or handling. Inspect shipments and contact the shipping company if any products are damaged. Shipping damage claims must be filed with the delivery carrier. The MHT Luxury Alloys' Warranty is valid only to the original consumer/purchaser of a wheel purchased in the United States and when the wheel is returned to the authorized dealer from whom it was purchased, freight prepaid with proof of purchase. This Warranty does not cover removal or installation expense.



ford f350 // f26
26" x 16"

niche
ROAD WHEELS

rotiform

FUEL
OFF-ROAD

TOWER

U.S. MAG.
WHEELS

FOOSE