

OFFSET

THE CUSTOM WHEEL JOURNAL

SUMMER 2016

FINDING THE PERFECT FIT

A guide to finding the right wheel for your vehicle based on key measurements

MAINTAINING YOUR WHEELS

How to keep your wheels properly maintained for maximum performance and protection

CUSTOM SHOP

View the step by step process of building the Custom Shop wheels

IF YOU CAN DREAM IT,
WE CAN BUILD IT

COMPLIMENTARY

TAKE ME AND CUSTOMIZE YOUR RIDE

SUMMER 2016

American
Racing
SINCE 1984

KMC
WHEELS

XD

ROCKSTAR

MOTO
METAL

atx
series

MOTO
RACING

HELO

ADVENTURE

ASANTI

custom
shop



IT STARTED WITH A WHEEL.

Not a vision. Not a plan. Just a simple, well made wheel. Designed for the industry's best. By the industry's best.

Since 1996, our wheel brands have earned the trust of some of the most discerning critics in the custom and performance automotive industry.

That trust is what Wheel Pros is founded on. It's what turned a wheel into a warehouse into a company that is the driving force in the aftermarket industry.

Today, the reach of our iconic brands makes Wheel Pros a formidable presence in automotive and sport culture. Our brands are trusted on the track, on the street, and virtually anywhere that people experience a passion for what an automobile can be.

We welcome you to explore the unmatched quality, craftsmanship, performance, and style – in every rim, in every brand.

AFTER ALL, IT STARTED WITH A WHEEL.



- 02 CUSTOM SHOP
- 04 AMERICAN RACING
- 14 AMERICAN RACING FORGED
- 20 KMC WHEELS
- 26 XD SERIES
- 32 ROCKSTAR
- 34 XD FORGED
- 35 MOTO METAL
- 39 ATX SERIES
- 41 MOTEGI RACING
- 46 HELO
- 48 ADVENTUS
- 52 ASANTI
- 56 OE CREATIONS
- 59 TIRES

LEGEND



New for Summer 2016.



New finish to existing wheel style.



Now offering specialty two-piece fitments, custom forged wheels, unique finishes, and drill-from-blank services.



Stronger and lighter than cast alternatives, the American Racing Forged line is 100 percent made in the U.S.A.



XD Forged are built with lightweight 6061 forged aluminum for superior strength.



Flow Formed Technology, or FFT is a unique casting process where several powerful hydraulic rollers exert tremendous pressure on the inner bead to manipulate the material flowing into the rim wall in a manner that the thickness of the wall can be reduced while maintaining the strength and durability of a thicker and heavier wheel.

The benefit to the performance enthusiast, is a lighter, higher performing wheel with properties nearly identical to a forged wheel at a competitive price.



02



04



14



20



26



36



39



41

CUSTOM SHOP WHEEL BUILD PROCESS

WHEELPROS.COM/CUSTOMSHOP



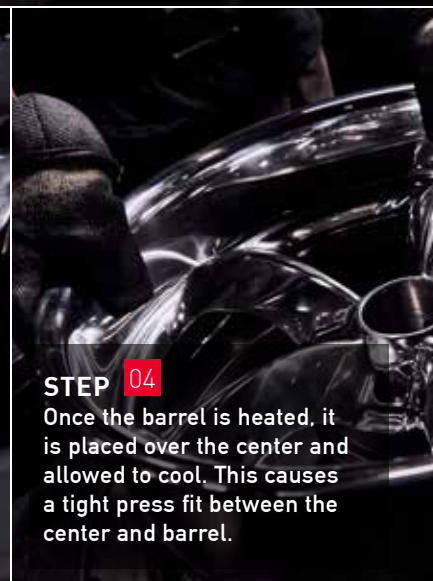
STEP 01
The center is cut on a CNC machine in our Southern California facility.



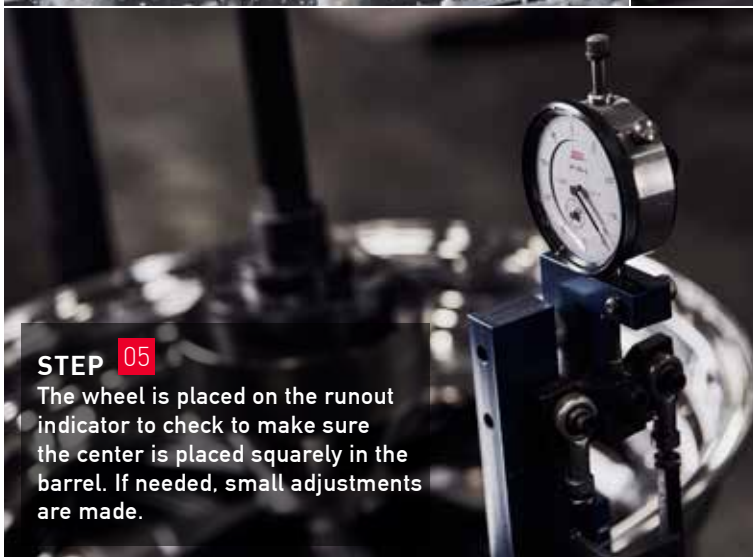
STEP 02
The barrel is heated on the torch table to expand the barrel.



STEP 03
Stack plates on the assembly table are required to set the offset in preparation for assembly.



STEP 04
Once the barrel is heated, it is placed over the center and allowed to cool. This causes a tight press fit between the center and barrel.



STEP 05
The wheel is placed on the runout indicator to check to make sure the center is placed squarely in the barrel. If needed, small adjustments are made.




STEP 06
The wheel is welded, runout is inspected again, a final polish finish or paint is applied, packed and sent to the lucky owner.

custom shop

WE ALSO PERFORM THE FOLLOWING CUSTOM SHOP PROCESSES

TOLL FREE (855) 327-2684 • CUSTOMSHOP@WHEELPROS.COM



CUSTOM ASSEMBLY
Bolt together 2 and 3-piece wheels. (American Racing, Asanti)



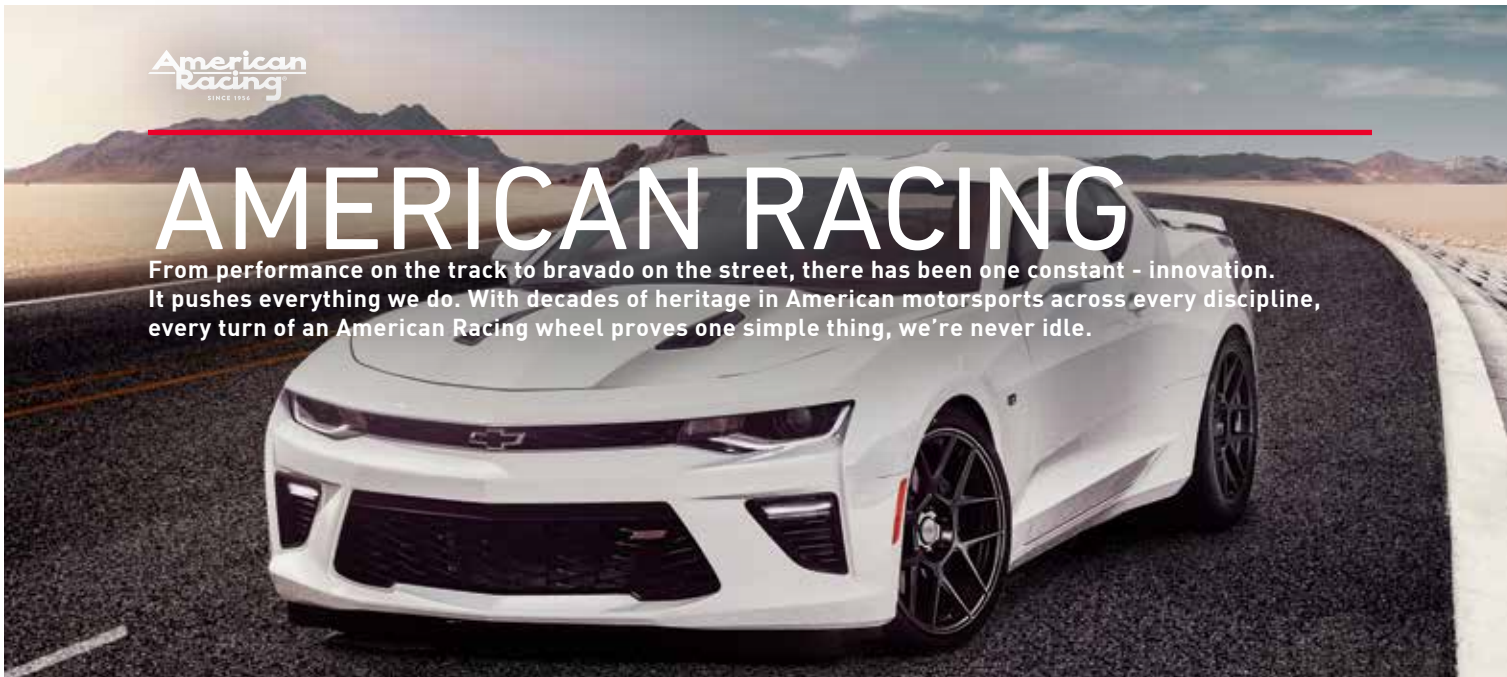
DRILL FROM BLANK
American Racing, Motegi, ATX, KMC, XD, Helo, Asanti



CUSTOM PAINT
American Racing, Motegi, ATX, KMC, XD, Helo, Asanti

AMERICAN RACING

From performance on the track to bravado on the street, there has been one constant - innovation. It pushes everything we do. With decades of heritage in American motorsports across every discipline, every turn of an American Racing wheel proves one simple thing, we're never idle.



NEW STYLE VN401 LUG 4 | 5
SILVERSTONE
SIZE
14
15
A Two-Piece
Polished
custom shop



NEW STYLE AR913 LUG 5
APEX
SIZE SIZE
17 x 8 20 x 9
18 x 8.5 20 x 10
20 x 8.5
A Satin Black
B Machined
Gun
Metal



NEW STYLE VN409 LUG 5
TTO 2 PIECE
SIZE SIZE
15 18
17 20
A Two-Piece
Polished
custom shop



NEW STYLE VN475 LUG 5
TTO DIRECTIONAL
SIZE
17
A Two-Piece
Polished
custom shop



NEW STYLE AR914 LUG 6
TT60 TRUCK
SIZE
18 x 8.5
20 x 8.5
22 x 9
A Satin
Black
Milled
B PVD



AR912 LUG 5
TT60
SIZE
 20 x 8.5
 20 x 9.5
 22 x 9
 22 x 11
A Satin Black Milled
B PVD



AR105M LUG 5
TORQ THRUST® M
SIZE SIZE SIZE
 16 x 7 17 x 10.5 20 x 8.5
 17 x 7 18 x 8 20 x 9
 17 x 7.5 18 x 9 20 x 10
 17 x 8 18 x 10 22 x 9.5
 17 x 9
A Anthracite w/ Machined Lip
B Gloss Black w/ Machined Lip



AR605M LUG 5
TORQ THRUST® M
SIZE SIZE
 16 x 7 18 x 9
 17 x 7 18 x 10
 17 x 7.5 20 x 8.5
 17 x 8 20 x 9
 17 x 9 20 x 10
 17 x 10.5 22 x 9.5
 18 x 8
A Chrome



VNT70R/VNT71R LUG 5
SIZE
 15 x 7
 15 x 8
 17 x 7
 17 x 8
 17 x 9
A Smooth Vintage Silver w/ Polished Lip
B Polished



VN105D LUG 5
TORQ THRUST® D
SIZE SIZE
 14 x 6 15 x 8
 15 x 4.5 15 x 8.5
 15 x 6 15 x 10
 15 x 7 16 x 8
A Satin Black w/ Machined Lip
B TORQ THRUST® Gray w/ Machined Lip
 *Optional Caps Available

American Racing

VN405 LUG 5
TORQ THRUST® II
SIZE SIZE SIZE
 14 x 6 15 x 15 18 x 7
 14 x 7 16 x 5.5 18 x 8
 15 x 4 16 x 7 18 x 9.5
 15 x 6 16 x 8 18 x 10
 15 x 7 16 x 9.5 18 x 11
 15 x 8 17 x 7 20 x 8
 15 x 9 17 x 8 20 x 9.5
 15 x 10 17 x 9 20 x 10
 15 x 12 17 x 9.5 20 x 12
 15 x 14 17 x 11 20 x 15

A Two-Piece Polished
B Two-Piece Chrome Center w/ Polished Rim
C Two-Piece Hot Rod Black w/ Polished Rim
 *Optional Caps Available

custom shop



VN605D LUG 5
TORQ THRUST® D
SIZE SIZE
 14 x 6 15 x 8
 15 x 4.5 15 x 8.5
 15 x 6 15 x 10
 15 x 7 16 x 8
A Chrome
 *Optional Caps Available



VN109 LUG 5
TTO
SIZE
 15 x 5
 15 x 7
 15 x 8.5
 17 x 8
A Polished
 *Optional Caps Available



VN309 LUG 5
TTO
SIZE
 15 x 5
 15 x 7
 15 x 8.5
 17 x 8
B Vintage Silver w/ Machined Lip
 *Optional Caps Available

AR104 LUG 6
TORQ THRUST® ST
SIZE
 20 x 8.5
A Magnesium Gray w/ Machined Lip



AR604 LUG 6
TORQ THRUST® ST
SIZE
 20 x 8.5
A Chrome



VNCL205 LUG 5
CLASSIC TORQ THRUST® II
SIZE SIZE SIZE SIZE SIZE SIZE
 14 x 6 15 x 8 15 x 15 17 x 7 18 x 7 20 x 8
 14 x 7 15 x 9 16 x 5.5 17 x 8 18 x 8 20 x 9.5
 15 x 4 15 x 10 16 x 7 17 x 9 18 x 9.5 20 x 10
 15 x 6 15 x 12 16 x 8 17 x 9.5 18 x 10 20 x 12
 15 x 7 15 x 14 16 x 9.5 17 x 11 18 x 11 20 x 15
A Two-Piece TORQ THRUST® Gray w/ Polished Lip
 *Optional Caps Available

custom shop



VN425 LUG 5
TORQ THRUST® SL
SIZE SIZE SIZE SIZE SIZE SIZE
 17 x 7 18 x 7 18 x 11 20 x 10 20 x 15 22 x 10
 17 x 8 18 x 8 18 x 12 20 x 10.5 22 x 8.5 22 x 10.5
 17 x 9 18 x 9 20 x 8.5 20 x 12 22 x 9 22 x 12
 17 x 10 18 x 10 20 x 9
A Two-Piece Hot Rod Black w/ Polished Rim

custom shop



VN425 LUG 5
TORQ THRUST® SL
SIZE SIZE SIZE SIZE SIZE
 17 x 7 18 x 8 18 x 12 20 x 10.5 22 x 9
 17 x 8 18 x 9 20 x 8.5 20 x 12 22 x 10
 17 x 9 18 x 10 20 x 9 20 x 15 22 x 10.5
 17 x 10 18 x 11 20 x 10 22 x 8.5 22 x 12
 18 x 7
A Two-Piece Polished

custom shop

OPTIONAL CAPS
 AVAILABLE FOR: VN105, VN109, VN215, VNCL205, VN309, VN405, VN450, VN470, VN471, VN515, VN605 AND VN815



#3505393C4



#41054032A2



#41054031B1



VN215 LUG 5
CLASSIC TORQ THRUST® II
SIZE SIZE SIZE SIZE SIZE
 14 x 6 15 x 7 16 x 8 18 x 7 20 x 8
 14 x 7 15 x 8 17 x 7 18 x 8 20 x 10
 15 x 4 15 x 10 17 x 8 18 x 9
 15 x 6 16 x 7 17 x 9.5 18 x 10
A One-Piece TORQ THRUST® Gray w/ Machined Lip
 *Optional Caps Available
 *Reg U.S. aPat No. 2,877,160

custom shop



VN515 LUG 5
TORQ THRUST® II
SIZE SIZE SIZE SIZE SIZE
 14 x 6 15 x 7 16 x 8 18 x 7 20 x 8
 14 x 7 15 x 8 17 x 7 18 x 8 20 x 10
 15 x 4 15 x 10 17 x 8 18 x 9
 15 x 6 16 x 7 17 x 9.5 18 x 10
A One-Piece Polished
 *Optional Caps Available
 *Reg U.S. aPat No. 2,877,160

custom shop



VN815 LUG 5
TORQ THRUST® II
SIZE SIZE SIZE SIZE SIZE
 14 x 6 15 x 7 16 x 8 18 x 7 20 x 8
 14 x 7 15 x 8 17 x 7 18 x 8 20 x 10
 15 x 4 15 x 10 17 x 8 18 x 9
 15 x 6 16 x 7 17 x 9.5 18 x 10
A One-Piece PVD
 *Optional Caps Available
 *Reg U.S. aPat No. 2,877,160

custom shop

FIRST CAST TWO-PIECE

CUSTOMIZABLE WHEEL



custom shop

VN900 LUG 5

200-X

SIZE
20 x 9
20 x 10.5
22 x 9
22 x 10.5

- A** Satin Black w/ Satin Gray Lip
- B** Satin Gray w/ Chrome Lip
- C** Satin Black w/ Satin Black Lip

custom shop



OPTIONAL SPINNER CAPS

900 SERIES



Satin Black
Part Number: 900SPINSB



Satin Black Machined
Part Number: 900SPINSBM



Machined
Part Number: 900SPINM

VN901 LUG 5

427-X

SIZE
20 x 9
20 x 10.5
22 x 9
22 x 10.5

- A** Satin Gray w/ Chrome Lip
- B** Satin Black w/ Satin Black Lip
- C** Satin Black w/ Satin Gray Lip

custom shop



ALL VN900/ VN901 ARE BUILT TO ORDER WITH INTERCHANGEABLE CENTER, BARREL AND CENTER CAPS

VN501 LUG 5

500 MONO CAST

SIZE

15 x 7
15 x 8
17 x 7
17 x 8
17 x 9

- A** Satin Black
- B** Gloss Black Machined




VN31 LUG 5 | 6

SMOOTHIE

SIZE
14 x 6 15 x 7
14 x 7 15 x 8
15 x 6 15 x 10

- A** Chrome Steel



VN527 LUG 5

427 MONO CAST

SIZE

15 x 7
15 x 8
17 x 7
17 x 8
17 x 9

- A** Mag Gray Machined



VN47 LUG 5

VECTOR

SIZE
15 x 7
15 x 8.5

- A** Anthracite Machined
- B** Satin Black Machined




VNA69 LUG 4 | 5 | 6 | 8

ANSEN™ SPRINT

SIZE

15 x 7
15 x 8
17 x 8
17 x 9

- A** Polished



VN327 LUG 4 | 5 | 6

RALLY

SIZE
17 x 7 18 x 7 18 x 11 20 x 10
17 x 8 18 x 8 18 x 12 20 x 10.5
17 x 9 18 x 9 20 x 8.5 20 x 12
17 x 10 18 x 10 20 x 9 20 x 15

- A** Two-Piece Polished
- B** Two-Piece Gray Center w/ Polished Rim
- C** Two-Piece Chrome Center w/ Polished Rim

custom shop



VN407 LUG 5

SIZE
17 x 7 18 x 7 18 x 11 20 x 10
17 x 8 18 x 8 18 x 12 20 x 10.5
17 x 9 18 x 9 20 x 8.5 20 x 12
17 x 10 18 x 10 20 x 9 20 x 15

- A** Two-Piece Mag Gray Center w/ Polished Rim
- B** Two-Piece Hot Rod Black Center w/ Polished Rim

custom shop



VN420 LUG 5

CLASSIC 200S

SIZE
15 x 4 15 x 10 17 x 8
15 x 6 15 x 12 17 x 9
15 x 7 15 x 14 17 x 9.5
15 x 8 15 x 15 17 x 11
15 x 9 17 x 7

- A** Two-Piece Polished

custom shop

VN402 LUG 5

CLASSIC 200S

SIZE
15 x 4 15 x 10 17 x 8
15 x 6 15 x 12 17 x 9
15 x 7 15 x 14 17 x 9.5
15 x 8 15 x 15 17 x 11
15 x 9 17 x 7

- A** Two-Piece Vintage Silver Center w/ Polished Rim

custom shop



VN427 LUG 5

SHELBY COBRA®

SIZE
15 x 6 15 x 10 17 x 7 17 x 11 18 x 9.5
15 x 7 15 x 12 17 x 8 18 x 7 18 x 10
15 x 8 15 x 14 17 x 9.5 18 x 8 18 x 11
15 x 9 15 x 15

- A** Two-Piece Mag Gray Center w/ Polished Rim
- B** Two-Piece Polished

*Includes Spinner

custom shop



VN450 LUG 5

HOPSTER

SIZE	SIZE	SIZE	SIZE	SIZE
15x4	15x10	16x7	17x11	18x11
15x6	15x12	16x8	18x7	20x8
15x7	15x14	16x9.5	18x8	20x9.5
15x8	15x15	17x7	18x9.5	20x10
15x9	16x5.5	17x9.5	18x10	20x15

- A Two-Piece Polished
- B Two-Piece Chrome w/ Polished Rim

*Optional Caps Available




VN474 LUG 5

GASSER

SIZE	SIZE	SIZE	SIZE
17x7	18x8	18x12	20x10.5
17x8	18x9	20x8.5	20x12
17x10	18x10	20x9	20x15
18x7	18x11	20x10	

- A Two-Piece Polished
- B Two-Piece Polished

(Deep Concave 20" Rear Fitment) *Patent Pending



VN478 LUG 4 | 5

TURBINE

SIZE	SIZE	SIZE	SIZE
15x4	15x9	17x7	20x8
15x5	15x10	17x8	20x9.5
15x6	15x12	17x9	20x10
15x7	15x14	17x9.5	20x12
15x8	15x15	17x11	20x15

- A Two-Piece Polished
- B Two-Piece Chrome Center w/ Polished Rim
- C Two-Piece Black and Milled Center Polished Rim



VN805 LUG 5

BLVD

SIZE	SIZE	SIZE
17x7	18x9	20x10
17x8	18x9.5	22x9
18x8	20x8.5	22x11

- A Satin Black Machined
- B Chrome

*Reg. U.S. Pat No. D669,011



VN470/VN471 LUG 5

SALT FLAT SPECIAL®

SIZE	SIZE	SIZE	SIZE	SIZE	SIZE
15x3.5	15x8	15x15	17x7	18x7	20x8
15x4	15x9	16x5.5	17x8	18x8	20x9.5
15x5	15x10	16x7	17x9	18x9.5	20x10
15x6	15x12	16x8	17x9.5	18x10	20x12
15x7	15x14	16x9.5	17x11	18x11	20x15

- A Two-Piece Mag Gray Center w/ Polished Rim (VN470)
- B Two-Piece Polished (VN471)

*Optional Caps Available *Registered w/ the U.S. Patent and Trademark Office



VN476 LUG 6

SLATE

SIZE	SIZE	SIZE
20x8.5	20x15	22x10.5
20x9	22x8.5	22x12
20x10	22x9	24x9
20x10.5	22x10	24x10
20x12		

- A Two-Piece Brushed Center w/ Matte Black Rim



VN472 LUG 5

BURNOUT

SIZE	SIZE	SIZE	SIZE	SIZE	SIZE
17x7	18x7	18x11	20x10	20x15	22x10
17x8	18x8	18x12	20x10.5	22x8.5	22x10.5
17x9	18x9	20x8.5	20x12	22x9	22x12
17x10	18x10	20x9			

- A Two-Piece Black Milled Center w/ Polished Rim

*Patent Pending



VN477 LUG 4 | 5

NOVA

SIZE	SIZE	SIZE	SIZE
14x6	15x7	15x15	17x8
14x7	15x8	16x5.5	17x9
15x3.5	15x9	16x7	17x9.5
15x4	15x10	16x8	17x11
15x5	15x12	16x9.5	
15x6	15x14	17x7	

- A Two-Piece Polished
- B Two-Piece Custom

*Shown w/ Custom Full Titanium finish



VN701 LUG 5

NOVA

SIZE	SIZE	SIZE
16x8	18x9	22x9
17x7	20x8.5	22x11
17x8	20x10	

- A Chrome
- B Mag Gray w/ Machined Lip
- C Gloss Black Machined

*Patent Pending



VN807 LUG 5

MACH 5

SIZE	SIZE	SIZE
17x8	18x9	20x9
17x8	18x9	20x9
20x9	20x9	20x10

- A Satin Black Machined
- B Chrome

VN808 LUG 5

MACH 5

SIZE

17x7

17x8

A Satin Black Machined

B Chrome

*Patent Pending



AR23 LUG 5 | 6 | 8

SIZE

14x7 16x7

15x7 16x8

15x8 17x8

15x10

A Satin Black

B Machined w/ Clearcoat



AR61 LUG 5 | 6

OUTLAW I

SIZE

14x7

15x7

15x8

15x10

A Machined w/ Clearcoat



AR62 LUG 4 | 5 | 6 | 8

OUTLAW II

SIZE

14x6 16x7

14x7 16x8

15x7 16x10

15x8 17x8

15x10

A Machined w/ Clearcoat



AR95/AR95T LUG 4 | 5 | 6

ESTRELLA®

SIZE

13x5.5

14x6

15x7

16x7

17x7.5

18x7.5

A Silver Machined w/ Clearcoat

*Reg with the U.S. Patent and Trademark Office



AR136 LUG 5 | 6 | 8

VENTURA

SIZE

15x7

15x8

15x10

16x8

A Polished



AR136 8LUG LUG 8

VENTURA

SIZE

16x8

A Polished



AR172 LUG 5 | 6 | 8

BAJA

SIZE

15x7 16x10

15x8 17x8

15x10 17x9

16x8

A Satin Black

B Polished



AR708 LUG 5 | 6 | 8

RIBELLE

SIZE

17x8.5

18x9

20x9

22x9.5

A Matte Black Machined

B PVD

AR969 LUG 5 | 6 | 8

ANSEN OFFROAD

SIZE

15x8

16x8

17x8

17x9

17x9

18x9

A Satin Black

B Satin Black Machined





AR767 LUG 5 | 6 | 8

SIZE
15 x 7
15 x 8
15 x 10
16 x 7
16 x 8
A Gloss Black Steel w/ Red and Blue Stripes



AR883 LUG 5
MAVERICK

SIZE
15 x 7
16 x 7
17 x 7.5
18 x 8
20 x 8.5
A Anthracite Machined
B Chrome



AR890 LUG 5 | 6

SIZE
16 x 8
17 x 8
18 x 8
20 x 8.5
22 x 9.5
A Satin Black Machined
B Chrome



AR893 LUG 5 | 6
MAINLINE

SIZE
16 x 8
17 x 8
18 x 8.5
20 x 8.5
22 x 9.5
A Gloss Black Machined
B Chrome



AR895 LUG 4 | 5

SIZE
14 x 6
15 x 7
16 x 7
17 x 7.5
A Dark Silver Machined
B PVD



AR901 LUG 5 | 6 | 8

SIZE
17 x 8.5
18 x 9
20 x 9
A Satin Black
B Satin Black Machined
C PVD

AR904 LUG 5

SIZE
15 x 7
16 x 7
17 x 7
18 x 8
A Satin Black
B Silver Machined
C PVD



AR907 LUG 5

SIZE
15 x 7
16 x 7
17 x 7.5
18 x 8
20 x 8
A Gloss Black
B Silver Machined Face
C PVD



AR908 LUG 5

SIZE
16 x 7
17 x 7.5
18 x 8
A Gloss Black Machined
B Silver Machined
C PVD



AR910 LUG 5 | 6 | 8

SIZE
17 x 8.5
18 x 9
20 x 9
A Gloss Black Machined
B PVD
*Patent Pending

**American
Racing**
SINCE 1956

**YOU DESIGN THEM.
WE BUILD THEM.**

THE AMERICAN RACING CUSTOM SHOP, IS A CUSTOM WHEEL BUILDING FACILITY LOCATED IN SOUTHERN CALIFORNIA THAT CAN BUILD ANY WHEEL YOU CAN DREAM UP.

**custom
shop**

WWW.AmericanRacing.com/CustomShop

AMERICAN RACING FORGED

Stronger and lighter than cast alternatives, the American Racing Forged line is 100 percent made in the U.S.A. Wheels are made of 6061 forged aluminum, hand crafted and made to order, by size, style, fitment and finish. Precision, strength and a history of performance-based innovation make these wheels the ultimate compliment to the vehicle that has been meticulously thought-out.



NEW STYLE VF501 LUG 4 | 5
Two-Piece Polished or Custom Finish
custom shop



NEW STYLE VF503 LUG 4 | 5
Two-Piece Polished or Custom Finish
custom shop




NEW RACE LITE BARREL

The new American Racing Race Lite Barrels are lighter, stronger and at the pinnacle of Two-Piece Forged Wheel design and engineering. Each Barrel is 28% lighter than the standard SL Barrels and the load rating is 1,580 pounds.

The Race Lite Barrels have a new soft look lip which was redesigned to reduce weight and give the rim a more modern look. These wheels are designed for use in the Pro Touring and Auto Cross Circuit.

SIZES: 17x8, 17x9, 18x8, 18x9, 18x10, 18x11, 20x8.5, 20x9, 20x10



IF YOU CAN DREAM IT, WE CAN BUILD IT

STEP 1 PICK YOUR BARREL

NEW RACE LITE SOFT LIP STEPPED BARRELS		TRADITIONAL BARRELS		SOFT LIP BARRELS	
Sizing and Offset Range:		Sizing and Offset Range:		Sizing and Offset Range:	
18x8	(-25mm to 40mm)	15x3.5	(-38mm)	17x7	(-12mm to 25mm)
18x9	(-38mm to 52mm)	15x4	(-38mm to -25mm)	17x8	(-25mm to 38mm)
18x10	(-52mm to 64mm)	15x5	(-22mm)	17x9	(-38mm to 50mm)
18x11	(-64mm to 76mm)	15x6	(-64mm to -6mm)	17x10	(-51mm to 64mm)
20x8.5	(-32mm to 45mm)	15x7	(-76mm to 10mm)	17x11	(-127mm to 60mm)
20x9	(-25mm to 50mm)	15x8	(-88mm to 22mm)	18x7	(-66mm to 32mm)
20x10	(-51mm to 64mm)	15x9	(-101mm to 35mm)	18x8	(-84mm to 51mm)
		15x10	(-114mm to 48mm)	18x9	(-86mm to 52mm)
		15x12	(-140mm to 73mm)	18x9.5	(-86mm to 52mm)
		15x14	(-165mm to 80mm)	18x10	(-92mm to 58mm)
		15x15	(-180mm to 92mm)	18x11	(-105mm to 70mm)
		16x5.5	(-58mm to -10mm)	18x12	(-108mm to 78mm)
		16x7	(-76mm to 10mm)	20x8	(-70mm to 28mm)
		16x8	(-88mm to 22mm)	20x9.5	(-88mm to 52mm)
		16x9.5	(-108mm to 42mm)	20x10	(-95mm to 58mm)
				20x12	(-120mm to 52mm)
				20x15	(-160mm to 52mm)
				20x8.5	(-32mm to 45mm)
				20x9	(-25mm to 50mm)
				20x10	(-52mm to 64mm)
				20x10.5	(-45mm to 70mm)
				20x12	(-64mm to 88mm)
				20x15	(-88mm to 102mm)
				22x8.5	(-32mm to 45mm)
				22x9	(-25mm to 50mm)
				22x10	(-50mm to 64mm)
				22x10.5	(-45mm to 70mm)
				22x12	(-64mm to 89mm)
				24x9	(-25mm to 50mm)
				24x10	(-38mm to 50mm)
				24x12	(-64mm to 76mm)
				24x15	(-100mm to 115mm)
				26x9	(-25mm to 50mm)
				26x10	(-38mm to 50mm)
				26x12	(-64mm to 88mm)

STEP 2 PICK YOUR CENTER

See following pages for wheel center options.

STEP 3 PAINT IT

We have the capabilities to paint you custom ordered wheel in any color, and variation you choose.

STEP 4 CHOOSE YOUR CAP*

Finalize you custom created wheel with one of our cap options.



*NOT ALL WHEELS HAVE CAP VARIATIONS TO SELECT FROM.

NEW STYLE

VF504 LUG 5
EL GORDO
Two-Piece Forged Polished or Custom Finish

custom shop



NEW STYLE

VF506 LUG 5
Two-Piece Forged Polished or Custom Finish

custom shop



NEW STYLE

VF509 LUG 4 | 5 | 6
SOMBRERO
Two-Piece Forged Polished or Custom Finish

custom shop



NEW STYLE

VF199 LUG 5
Two-Piece Forged Polished or Custom Finish

custom shop



VF479 LUG 5

Two-Piece Forged Polished or Custom Finish

custom shop



VF480 LUG 5

Two-Piece Forged Polished or Custom Finish

custom shop



VF481 LUG 5

Two-Piece Forged Polished or Custom Finish

custom shop



VF482 LUG 5

Two-Piece Forged Polished or Custom Finish
*High Brake Clearance for Modern Muscle Cars

custom shop



VF483 LUG 4 | 5

Two-Piece Forged Polished or Custom Finish
*High Brake Clearance for Modern Muscle Cars

custom shop



VF483 LUG 4 | 5

Two-Piece Forged Polished or Custom Finish
*Shown w/ Custom Bronze Finish
*High Brake Clearance for Modern Muscle Cars

custom shop



VF484 LUG 4 | 5 | 6

Two-Piece Forged Polished or Custom Finish
*High Brake Clearance for Modern Muscle Cars

custom shop



VF484 LUG 4 | 5 | 6

Two-Piece Forged Polished or Custom Finish
*Shown w/ Custom Tinted Finish and Polished Accents
*High Brake Clearance for Modern Muscle Cars

custom shop



VF485 LUG 4 | 5 | 6

Two-Piece Forged Polished or Custom Finish
*Shown w/ Custom Brushed Barrel
*High Brake Clearance for Modern Muscle Cars *Directional Wheel

custom shop



VF486 LUG 6

Two-Piece Forged Polished or Custom Finish
*Directional Wheel

custom shop



VF488 LUG 4 | 5

STELLA
Two-Piece Forged Polished or Custom Finish

custom shop



VF489 LUG 5

Two-Piece Forged Polished or Custom Finish
*Directional Wheel

custom shop



MAX GRUNDY DESIGN

VF490 LUG 5
Two-Piece Forged Polished or Custom Finish

custom shop



VF491 LUG 5
Two-Piece Forged Polished or Custom Finish

custom shop



VF491 LUG 5
Two-Piece Forged Polished or Custom Finish
*Shown w/ Custom Gray Finish and Polished Accents and Rim

custom shop



VF496 LUG 6
Two-Piece Forged Polished or Custom Finish
*High Brake Clearance for Modern Muscle Cars

custom shop



VF497 LUG 5
Two-Piece Forged Polished or Custom Finish
*High Brake Clearance for Modern Muscle Cars

custom shop



VF497 LUG 5
Two-Piece Forged Polished or Custom Finish
*High Brake Clearance for Modern Muscle Cars

custom shop



VF492 LUG 6
Two-Piece Forged Polished or Custom Finish

custom shop



VF492 LUG 6
Two-Piece Forged Polished or Custom Finish
*Shown w/ Custom Black Finish and Polished Accents and Rim

custom shop



VF493 LUG 5
Two-Piece Forged Polished or Custom Finish

custom shop



VF498 LUG 5
Two-Piece Forged Polished or Custom Finish
*High Brake Clearance for Modern Muscle Cars

custom shop



VF498 LUG 5
Two-Piece Forged Polished or Custom Finish
*Shown w/ Custom Two-Piece Satin Black Gold Accents and Brushed Rim
*High Brake Clearance for Modern Muscle Cars

custom shop



VF499 LUG 5
Two-Piece Forged Polished or Custom Finish
*Shown w/ Custom Satin Black Center
*High Brake Clearance for Modern Muscle Cars

custom shop



VF493 LUG 5
Two-Piece Forged Polished or Custom Finish
*Shown w/ Custom Gray Finish and Polished Accents and Rim

custom shop



VF494 LUG 6
Two-Piece Forged Polished or Custom Finish
*Shown w/ Custom Two-Piece Copper Polished Accents and Matte Black Rim

custom shop



VF494 LUG 6
Two-Piece Forged Polished or Custom Finish

custom shop



VF502 LUG 4 | 5
CROSS UP
One-Piece Forged Polished or Custom Finish

custom shop



VF502 LUG 4 | 5
CROSS UP
One-Piece Forged Polished or Custom Finish

custom shop



VF100 LUG 5
SCALPEL
One-Piece Forged Polished or Custom Finish
*Corvette Specific Application and Design *True Directional *Accepts OE Cap

custom shop



VF495 LUG 5
Two-Piece Forged Polished or Custom Finish
*Shown w/ Custom Two-Piece Matte Black and Gloss Red Rim
*High Brake Clearance for Modern Muscle Cars

custom shop



VF495 LUG 5
Two-Piece Forged Polished or Custom Finish
*High Brake Clearance for Modern Muscle Cars

custom shop



VF496 LUG 6
Two-Piece Forged Polished or Custom Finish
*Shown w/ Custom Two-Piece Matte Black and Brushed Rim
*High Brake Clearance for Modern Muscle Cars

custom shop



VF100 LUG 5
SCALPEL
One-Piece Forged Polished or Custom Finish
*Corvette Specific Application and Design *True Directional *Accepts OE Cap

custom shop





KMC wheels are for those who accept all challenges and ignore all limits. They continually prove there are no boundaries in the world of motorsports and claim an unquestioned performance in every setting. Individually styled and unmistakably bold.



KMCWHEELS.COM

KMC WHEELS

KMC is redefining performance on and off the asphalt with innovation, style, and a relentless pursuit to confront possibility. We are for the rule breaking, game-changing individuals who defy conventional thinking in motorsports and use machines to pull off the impossible.



NEW
STYLE

KM699 LUG 5 | 6
TWO FACE
SIZE
22 x 9
A Satin Black
B Satin Black
Machined




NEW
STYLE

KM100 LUG 4 | 5
SIZE
17 x 8
A Forged
Monoblock

Custom
Shop



KM651 LUG 5 | 6
SLIDE
SIZE
20 x 8.5
22 x 9.5
24 x 9.5
26 x 10
A Gloss Black
B Chrome
*Reg U.S. Par No D548,167



KM685 LUG 5
DISTRICT
SIZE SIZE
18 x 8 20 x 10.5
19 x 8.5 22 x 9
19 x 9.5 22 x 10.5
20 x 8.5
A Silver Machined
B Satin Black
Machined
C Satin Black
D Bronze



Concave View Wheel
Shown *22 x 10.5



KM689 LUG 5 | 6
SKILLET
SIZE
22 x 9
24 x 9.5
A Satin Black Milled
B Machined and
Satin Black
*Patent Pending



KM693 LUG 5
MAZE
SIZE SIZE SIZE
17 x 7 18 x 8 20 x 8.5
A Pearl Gray w/
Gloss Black Face
B Pearl Gray w/
Brushed Face
C Satin Black w/
Tinted Face
D Pearl Gray
E Silver Machined



KM694 LUG 5
WISHBONE
SIZE
 18 x 8
 20 x 8.5
 20 x 9.5
 22 x 9
A Satin Black
 *Patent Pending



KM690 LUG 5 | 6
MC 5
SIZE
 20 x 8.5
 22 x 9
 24 x 9.5
 26 x 9.5
A Satin Black Milled
B Chrome
C Silver Milled
D Bronze
 *Patent Pending



KM673 LUG 5 | 6
SKITCH
SIZE
 18 x 8
 20 x 8.5
 22 x 9
 24 x 9.5
A Chrome
B Satin Black

KM695 LUG 5 | 6
CROSSHAIR
SIZE
 20 x 8.5
 22 x 9
 24 x 9.5
 26 x 9.5
A Satin Black Machined w/ Tinted Clear
B Satin Black



KM696 LUG 5
PIVOT
SIZE
 20 x 8.5
 20 x 9.5
A Satin Black
B Bronze



KM677 LUG 5 | 6
D2
SIZE
 19 x 8.5
 20 x 8.5
 22 x 9.5
 24 x 9.5
 26 x 9.5
A Chrome
B Gloss Black
 *Patent Pending



KM697 LUG 5
NEWTON
SIZE
 18 x 8
 20 x 8.5
 20 x 9
A Satin Black Tinted
B Gold

KM691 LUG 5
SPIN
SIZE **SIZE** **SIZE**
 18 x 8 19 x 9.5 20 x 9
 19 x 8.5 20 x 8.5 20 x 10
A Satin Black
B Matte Bronze
C Gun Metal
 *Patent Pending



MAINTAINING YOUR WHEELS

Just like your car, your new wheels need to be properly maintained. Care for the finish on your wheels the same you would the finish on your car. Road grime and debris, along with brake dust, can cause damage to the wheel surface if not cleaned on a regular basis.

The best way to clean your wheels include a few simple tips. To start, wheel finishes (chrome, polished, or powder coated) should never be washed while warm. This can cause damage to the finish of the wheel. Once the wheel has cooled down, use a mild soap and water to clean them and dry with a soft cloth.

It's a good idea to avoid using harsh chemicals or abrasive materials as they can ruin the wheel finish. For chrome plated wheels and polished aluminum, applying a soft non abrasive cream wax gives an extra layer of protection.

Don't forget to keep your tire pressure at recommended manufacturer specs. An under inflated tire can lead to rim damage from curbs and potholes, voiding your warranty. If you do hit an object or are involved in an accident, it is important to have your wheels inspected by a Wheel Pros Retailer. They can assist in detecting any damage and determine if a replacement is needed.





XD SERIES

XD Series rip through limits. They thrive on the dirt and chaos of extra-duty off-road racing. They are built for those who need precise equipment for an imprecise environment. Lightweight, strong, and race-tested, these wheels are always ready to take on the next challenge.



Robby Gordon, legendary driver and visionary, and KMC Wheels created a dynamic partnership that brings Gordon's influence in to a signature line of XD Series Wheels. The RG1 XD Series is the first wheel debut and we are looking forward to future wheels design collaborations with RG's influence.

RG



XD131 LUG 5 | 6 | 8 ^A

RG1

SIZE

17 x 8

17 x 8.5

17 x 9

^A Satin Black



XD130 LUG 8 ^A

MACHETE DUALY

SIZE

17 x 6.5

20 x 7.5

20 x 8.25

^A Satin Black

w/ Black Lip

^B Satin Gray

w/ Black Lip



XD826 LUG 5 | 6 | 8 ^A

SURGE

SIZE

20 x 10

20 x 12

22 x 12

^A Gloss Black

Machined

^B Satin

Black

Milled



XD824 LUG 5 | 6 | 8 ^A

BONES

SIZE

20 x 9

20 x 10

20 x 12

22 x 10

^A Gloss Black Machined

^B Satin Black Milled

*Patent Pending



XD129 LUG 5 | 6 | 8 ^A

HOLESHOT

SIZE

17 x 8.5

17 x 9

18 x 9

20 x 10

^A Satin Black

*Patent Pending



XD PRO CAP

CUSTOMIZABLE METAL BASE

TWO-PIECE CAP SYSTEM
FULLY CUSTOMIZABLE

CAN BE RUN WITH OR
WITHOUT CAP



XD OFF-ROAD RACE CAP

XD229 BEADLOCK LUG 5 | 6 | 8
MACHETE CRAWL BEADLOCK **A**



SIZE
 17 x 9
A Machined
 *For Offroad Use Only
 *Shown With Custom Pro Cap

XD301 LUG 5 | 6 | 8
TURBINE



SIZE **SIZE**
 15 x 8 17 x 8.5
 16 x 8 17 x 9
A Satin Black

XD127 LUG 5 | 6 | 8
BULLY



SIZE **SIZE**
 15 x 8 18 x 9
 16 x 8 20 x 9
 17 x 8.5 20 x 10
 17 x 9
A Satin Black
B Satin Gray w/ Satin Black Ring
 *Reg. U.S. Pat No. D651,959



XD122 LUG 5 | 6 | 8
ENDURO

SIZE **SIZE**
 15 x 7 16 x 9
 15 x 9 17 x 9
 16 x 8 18 x 9
A Matte Black
B Machined w/ Clearcoat
 *Reg U.S. Pat No. D492,924

XD300 LUG 5 | 6 | 8
PULLEY




SIZE **SIZE**
 15 x 7 17 x 8
 16 x 8 17 x 9
A Satin Black

XD825 LUG 5 | 6 | 8
BUCK 25



SIZE **SIZE** **SIZE**
 20 x 9 20 x 12 22 x 10
 20 x 10 20 x 14
A Gloss Black Milled




XD778 LUG 5 | 6 | 7 | 8
MONSTER

SIZE **SIZE**
 18 x 9 22 x 11
 20 x 9 24 x 10
 20 x 10 24 x 11
 22 x 9.5
A Chrome
B Matte Black
 *Reg U.S. Pat No. D558,115

XD823 LUG 5 | 6 | 8
TRAP



SIZE **SIZE**
 18 x 9 20 x 10
 18 x 10 20 x 12
 20 x 9 22 x 10
A Satin Black Machined
B PVD
 *Patent Pending



XD126 LUG 5 | 6 | 8
ENDURO PRO

SIZE **SIZE**
 15 x 8 18 x 9
 16 x 8 20 x 9
 17 x 9 20 x 10
A Satin Black
B Satin Gray w/ Satin Black Ring
 *Removable Stainless Steel Bolts
 *Features XD Pro Cap
 *Patent Pending



XD222 BEADLOCK LUG 5 | 6 | 7 | 8
ENDURO BEADLOCK

SIZE **SIZE**
 15 x 7 17 x 8
 15 x 8 17 x 8.5
 16 x 7
A Machined
 *Off-Road Use Only

XD228 BEADLOCK LUG 5 | 6 | 8
MACHETE DESERT BEADLOCK **A**



SIZE
 17 x 8.5
A Machined
 *For Offroad Use Only

XD822 LUG 5 | 6 | 8
MONSTER 2



SIZE **SIZE**
 17 x 9 20 x 9
 18 x 9 20 x 10
 18 x 10
A Satin Black w/ Black Accents
B PVD w/ Black Accents
 *Patent Pending



XD779 LUG 5 | 6 | 8
BADLANDS

SIZE
 18 x 9
 20 x 9
 22 x 9.5
A Gloss Black Machined
B Chrome
 *Reg U.S. Pat No. D554,037

XD128 LUG 5 | 6 | 8
MACHETE



SIZE **SIZE**
 16 x 8 18 x 9
 17 x 8.5 20 x 9
 17 x 9 20 x 10
A Satin Black
B Matte Gray w/ Satin Black Ring
C Black Machined Face w/ Satin Black Ring
 *Removable Stainless Steel Bolts
 *Features XD Pro Cap



XD797 LUG 5 | 6 | 8
SPY

SIZE **SIZE**
 17 x 8 18 x 9
 17 x 9 20 x 8.5
 18 x 8.5 20 x 9
A Gloss Black Machined
B Chrome
 *Reg U.S. Pat No. D578,458



XD795 LUG 5 | 6 | 8
HOSS

SIZE **SIZE**
 16 x 8 20 x 8.5
 17 x 9 20 x 9
 18 x 9 22 x 9.5
A Gloss Black
B Gloss Black Machined
C Chrome
 *Reg U.S. Pat No. D554,037



XD798 LUG 5 | 6 | 8
ADDICT

SIZE
 16 x 9
 17 x 9
 18 x 9
 20 x 9
A Matte Black
B Matte Black Machined



XD796 LUG 6 | 8

REVOLVER

SIZE

- 17 x 9
- 18 x 9
- 20 x 9
- 20 x 10

A Matte Black

B Chrome

*Reg U.S. Pat No. D576,937



XD800 LUG 5 | 6 | 8

MISFIT


SIZE

- 17 x 9
- 18 x 9
- 20 x 9
- 22 x 10

A Satin Black

*Reg U.S. Pat No. D638,763

*Removable Stainless Steel Bolts



XD801 LUG 5 | 6 | 8

CRANK

SIZE

- 17 x 9
- 18 x 9
- 20 x 9

A Matte Black

B Matte Black Machined

C Chrome



XD807 LUG 5 | 6 | 8

STRIKE

SIZE

- 17 x 9
- 18 x 10
- 20 x 9
- 20 x 10

A Matte Black

*Reg U.S. Pat No. D666,955



XD809 LUG 5 | 6 | 8

RIOT


SIZE

- 18 x 9
- 20 x 9
- 20 x 10
- 20 x 12
- 20 x 14
- 22 x 14

A Matte Black Machined

B Chrome

*Patent Pending



XD810 LUG 5 | 6 | 8

BRIGADE

SIZE

- 20 x 9
- 20 x 10
- 22 x 10

A Satin Black

B Gloss Black Machined

*Patent Pending



XD813 LUG 5 | 6 | 8

BATTALION

SIZE

- 17 x 9
- 17 x 10
- 18 x 9
- 18 x 10
- 20 x 9
- 20 x 10

A Gloss Black Milled

*Reg U.S. Pat No. D686,961



XD815 Dually LUG 8

BATTALION Dually

SIZE

- 17 x 6
- 22 x 8.25

A Gloss Black Milled

*Patent Pending



XD818 LUG 5 | 6 | 8

HEIST

SIZE

- | SIZE | SIZE | SIZE |
|--------|--------|----------|
| 16 x 8 | 18 x 8 | 20 x 10 |
| 17 x 8 | 18 x 9 | 20 x 12 |
| 17 x 9 | 20 x 9 | 22 x 9.5 |

A Satin Black Milled

B Satin Black

*Only 20 x 12 is 8 LUG

*Patent Pending

XD820 LUG 5 | 6 | 8

GRENADE

SIZE

- | SIZE | SIZE | SIZE |
|----------|---------|----------|
| 16 x 8 | 18 x 9 | 22 x 9.5 |
| 17 x 8.5 | 20 x 9 | 22 x 10 |
| 17 x 9 | 20 x 10 | 22 x 12 |
| 18 x 8 | 20 x 12 | |

A Satin Black

B Satin Black Milled

C Satin Black Machined Face

*Patent Pending

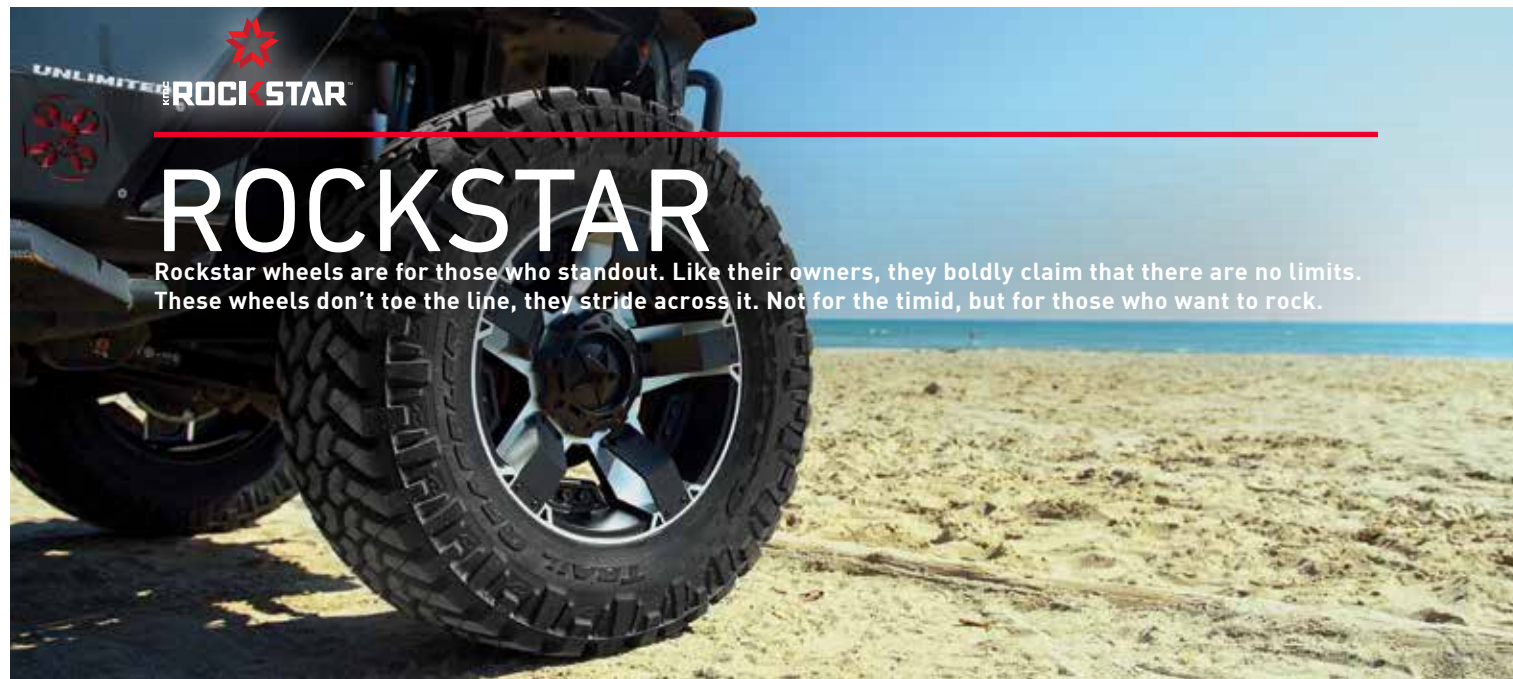


YOU DESIGN THEM. WE BUILD THEM.

THE KMC WHEELS CUSTOM SHOP, IS A CUSTOM WHEEL BUILDING FACILITY LOCATED IN SOUTHERN CALIFORNIA THAT CAN BUILD ANY WHEEL YOU CAN DREAM UP.



www.kmcwheels.com/customshop



ROCKSTAR

Rockstar wheels are for those who stand out. Like their owners, they boldly claim that there are no limits. These wheels don't toe the line, they stride across it. Not for the timid, but for those who want to rock.

XD775 LUG 5 | 6 | 7 | 8

ROCKSTAR
 SIZE SIZE
 17 x 8 20 x 10
 17 x 9 20 x 12
 18 x 9 22 x 9.5
 20 x 8.5 24 x 12

- A** Chrome
- B** Matte Black
- C** Matte Black Machined

*Reg U.S. Pat No. D509,783



XD775 DUALY LUG 8

ROCKSTAR DUALY
 SIZE
 16 x 6
 17 x 6

- A** Matte Black
- B** Chrome

*Reg U.S. Pat No. D509,783




KM775 LUG 4 | 5

ROCKSTAR™ CAR
 SIZE SIZE SIZE
 17 x 7.5 20 x 8 22 x 8.5
 18 x 8 20 x 10

- A** Matte Black

*Reg U.S. Pat No D638,767



XD811 LUG 5 | 6 | 7 | 8

ROCKSTAR II
 SIZE SIZE
 17 x 8 20 x 12
 17 x 9 22 x 9.5
 18 x 9 22 x 12
 20 x 9 24 x 12

- A** Matte Black w/ Black Inserts
- B** Matte Black Machined w/ Black Inserts
- C** PVD w/ Black Inserts

*Additional Inserts Available
 *Reg U.S. Pat Nos. D711808, D709018
 D730260, D736137 & D733026



XD811 ROCKSTAR II OPTIONAL INSERTS



A Matte Black w/ Optional Camo Inserts

B Matte Black w/ Optional Skulls Inserts

C Matte Black w/ Optional Chrome Inserts

*Visit www.wheelacc.com for optional inserts part numbers and specifications.

WHEELPROS.COM | 33





XD FORGED


We don't tolerate industry standards, we blow them away. That's why we developed the strongest off-road and utility wheels in the industry with over a 4000lb load rating. Go ahead and test them against our competitors. They are truly the pinnacle in strength-to-weight ratios. The two-piece design and thickness of 6061 aluminum allows for unrivaled design freedom and possibilities in design. Check out the custom options as well.




XD405 LUG 5 | 6 | 8
HOLESHOT FORGED
SIZE 22 x 12 22 x 14
A Two-Piece Forged Polished
B Two-Piece Custom Finish



XD401 LUG 5 | 6 | 8
DAISY CUTTER
SIZE 22 x 12 22 x 14
A Two-Piece Forged Polished
B Two-Piece Custom Finish
*Custom Offsets Available
*Patent Pending



XD402 LUG 5 | 6 | 8
SYNDICATE
SIZE 22 x 12 22 x 14
A Two-Piece Forged Polished
B Two-Piece Custom Finish
*Custom Offsets Available
*Patent Pending



XD403 LUG 5 | 6 | 8
CHOPSTIX
SIZE 22 x 12 22 x 14
A Two-Piece Forged Polished
B Two-Piece Custom Finish
*Custom Offsets Available
*Patent Pending



XD404 LUG 5 | 6 | 8
SURGE
SIZE 22 x 12 22 x 14
A Two-Piece Forged Polished
B Two-Piece Custom Finish
*Custom Offsets Available
*Patent Pending



MOTO METAL

Moto Metal is loud and ultimately it stands united to defend its persona of eclectic rebellion in the face of society. Not for the mainstream...for the wild. Moto Metal wheels are the ultimate symbol of a culture of unapologetic individuals. Like their owners, they don't play by rules. They are the final piece of a machine built to challenge the norm - loud, and ready to drop jaws.



NEW STYLE **M0978** LUG 5 | 6 | 8
RAZOR
SIZE 20 x 10 20 x 12 22 x 12
A Satin Black Machined
*Patent Pending

*Custom Finish



MOTO METAL

For the 2016 Monster Jam season, Moto Metal and Mohawk Warrior teamed up to take on the competition. This included building custom Moto Metal Link wheels for the massive machine.

M0977 LUG 5 | 6 | 8

LINK

SIZE SIZE
18 x 10 20 x 12
20 x 10 22 x 10

- A** Satin Black
- B** Blackout
- C** Satin Gray

*Patent Pending



M0951 LUG 5 | 6 | 8

SIZE

16 x 8
16 x 9
17 x 9
18 x 9
20 x 9
20 x 10

- A** Gloss Black Machined
- B** Chrome

*Reg U.S. Pat No. D597,012



M0961 LUG 5 | 6 | 8

SIZE

18 x 9
18 x 10
20 x 9
20 x 10

- A** Satin Black w/ Chrome Inserts
- B** Chrome w/ Red Inserts

*Satin Black Comes w/ Two Sets of Inserts (Chrome and Red)
*Chrome comes w/ Two Sets of Inserts (Chrome and Red)



M0962 LUG 5 | 6 | 8

SIZE

18 x 9
18 x 10
20 x 9
20 x 12
22 x 14

- A** Gloss Black w/ Milled Accents
- B** Chrome

*Reg U.S. Pat No. D671,483



M0963 DUALLY LUG 8

SIZE

16 x 6
17 x 6

- A** Matte Black Machined
- B** PVD



M0969 LUG 5 | 6 | 8

SIZE

18 x 9 20 x 12
18 x 10 22 x 12
20 x 9

- A** Chrome + Red Inserts and Chrome and Red Cap
- B** Black + Chrome Inserts and Black Cap
- C** Black + Red Inserts and Black and Red Cap

*Satin Black Comes w/ Two Sets of Inserts (Chrome and Red)
*Chrome comes w/ Two Sets of Inserts (Black and Red)
*Patent Pending



M0970 LUG 5 | 6 | 8

SIZE

16 x 8 18 x 10
17 x 8 20 x 9
17 x 9 20 x 10
18 x 9 20 x 12

- A** Gloss Black w/ Machined Face
- B** Satin Black Milled

*Patent Pending



M0971 LUG 5 | 6 | 8

SIZE

16 x 8
17 x 8.5
17 x 9
18 x 9
20 x 9
20 x 10

- A** Satin Black

*Reg U.S. Pat No. D727,233



M0972 LUG 5 | 6 | 8

SIZE

17 x 9
18 x 10
20 x 10
20 x 12

- A** Satin Black Milled
- B** PVD



M0975 LUG 5 | 6 | 8

SIZE

17 x 9
18 x 9
20 x 9
20 x 10
20 x 12

- A** Satin Black Milled
- B** PVD

*Reg U.S. Pat No. D726,630



M0976 LUG 5 | 6 | 8

SIZE

18 x 9
20 x 9
20 x 10
20 x 12
22 x 10

- A** Satin Black Milled
- B** PVD

*Patent Pending

MOTO METAL

MEET THE RAZOR

OUR LATEST OFFERING IN THE MOTO METAL LINEUP. THE RAZOR WILL EASILY ADD A CLEAN-CUT TO YOUR RIDE.




WWW.MOTOMETALWHEELS.COM



ATX SERIES

ATX Series wheels are designed and engineered to meet the demands of off-road and outdoor enthusiasts. ATX wheels have been engineered to provide reliability when you most need it. ATX Wheels combine lightweight designs with durable finishes in black, machined and chrome. ATX Wheels are designed to clear disc brake upgrades for today's performance Jeeps, trucks and SUVs.

AX200 LUG 5 | 6 | 8 **A**
YUKON
SIZE
17 x 8.5
17 x 9
18 x 8.5
20 x 9
A Cast Iron



AX757 BEADLOCK LUG 5 | 6 | 8
CHAMBER PRO II
SIZE
17 x 9
A Satin Black w/
6061 Bead Ring
B Machined w/
6061 Bead Ring
*For Off-Road Use Only

AX198 LUG 5 | 6 | 8 **A**
SIZE
15 x 8
15 x 10
16 x 8
17 x 9
18 x 9
A Satin Black



AX199 LUG 5 | 6 | 8 **A**
SIZE
15 x 8
15 x 10
16 x 8
17 x 8
17 x 9
18 x 9
A Satin Black



AX756 BEADLOCK LUG 5 | 6 | 8

SLAB
SIZE

- 15 x 9
- 17 x 9
- 18 x 9
- 20 x 10

A Satin Black w/ 6061 Bead Ring
*For Off-Road Use Only



AX194 LUG 5 | 6

RAVINE
SIZE

- 17 x 8.5
- 17 x 9
- 18 x 8.5
- 20 x 10

A Cast Iron
B Matte Gray w/ Black Reinforcement Ring

*Accepts OE Jeep Cap
*Patent Pending



AX195 LUG 5 | 6 | 8

CORNICE
SIZE

- 16 x 9
- 17 x 9
- 18 x 9

A Cast Iron
*Patent Pending

AX189 DUALY LUG 8

LEDGE DUALY
SIZE

- 16 x 6
- 17 x 6

A Cast Iron
B PVD



AX181 LUG 5 | 6 | 8

ARTILLERY
SIZE

- 16 x 9
- 17 x 9
- 18 x 8
- 18 x 9
- 20 x 8.5
- 20 x 9

A Cast Iron
B Chrome



AX188 LUG 5 | 6 | 8

LEDGE
SIZE

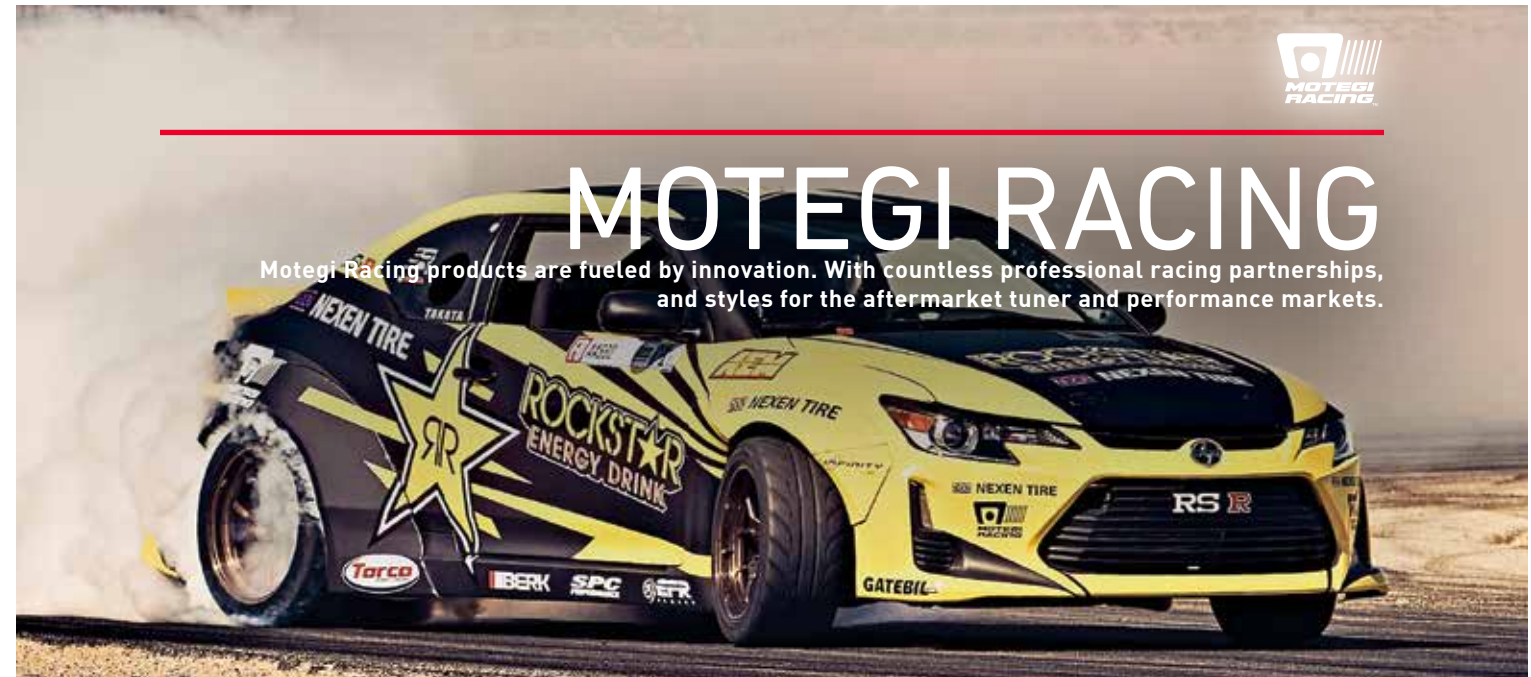
- | | |
|--------|----------|
| 15 x 7 | 18 x 8 |
| 15 x 8 | 18 x 9 |
| 16 x 8 | 20 x 8.5 |
| 17 x 8 | 20 x 9 |

A Cast Iron
B Chrome



MOTEGI RACING

Motegi Racing products are fueled by innovation. With countless professional racing partnerships, and styles for the aftermarket tuner and performance markets.



NEW STYLE **MR400 LUG 5**

TECHNOMESH D
SIZE

- 17 x 8
- 17 x 9
- 18 x 9
- 18 x 10
- 18 x 11

A Two-Piece Forged Polished

custom shop



NEW STYLE **MR403 LUG 4 | 5**

TRAKLITE 16
SIZE

- 17 x 8
- 17 x 9
- 18 x 9
- 18 x 10
- 18 x 11

A Two-Piece Forged Polished

custom shop



NEW STYLE **MR402 LUG 4 | 5**

FORMULA
SIZE

- 17 x 8
- 17 x 9
- 18 x 9
- 18 x 10
- 18 x 11

A Two-Piece Forged Polished

custom shop



NEW WHEEL SPECIFICATIONS

- LIGHT WEIGHT FORGED BARREL
- WEIGHTS BY SIZE:
 - 17 x 8: 14.20 LBS
 - 17 x 9: 15.00 LBS
 - 18 x 9: 17.32 LBS
 - 18 x 10: 18.35 LBS
 - 18 x 11: 19.40 LBS
- BUILT FOR COMPETITION AND STREETS

MR132 LUG 4 | 5

SIZE SIZE
 15 x 6.5 17 x 7
 16 x 7 18 x 8
A Satin Gray w/ Orange
B Satin Black w/ Red



FOR RACE WHEEL SPECIFICS VISIT MOTEGRACING.COM



MR107 LUG 5

SIZE
 16 x 7
 17 x 7.5
 18 x 8
 20 x 8.5
A Gloss Black Machined
 *Reg U.S. Pat No. D596,100



MR116 LUG 4 | 5

SIZE SIZE
 15 x 6.5 18 x 8
 16 x 7 18 x 9
 17 x 7
A Matte Black w/ Red Stripe
B Gloss Black w/ Machined Flange
C Dark Silver w/ Machined Flange
 *Reg U.S. Pat No. D596,100

MR118 LUG 5

SIZE
 17 x 8
 18 x 8
A Matte Black
 *Reg U.S. Pat No. D651,957



MR333 FORMULA 1

Front: 13 x 12 | 3.7 KG
 Rear: 13 x 13.7 | 4.3 KG
SPECIALTY PERFORMANCE
FORGED MAGNESIUM



MR119 LUG 4 | 5
RALLYCROSS S

SIZE SIZE
 17 x 7 18 x 8
A Satin Black
 *Reg U.S. Pat No. D666,959



MR120 LUG 5
TECHNOMESH S

SIZE SIZE
 17 x 8.5 19 x 8.5
 18 x 8.5 19 x 10
 18 x 9.5 20 x 9
A Satin Black
B Chrome
C Race Silver
 *Reg U.S. Pat No. D649,921

MR126 LUG 4 | 5

SIZE SIZE
 17 x 8 19 x 9.5
 18 x 8 20 x 10
 18 x 9.5 20 x 8.5
 19 x 8.5
A Gloss Black Milled
B Matte White Milled
 *Patent Pending



MR130 TECHNOMESH
458 GT3/G2

Front: 18 x 12.5 | 9.9 KG
 Rear: 19 x 13 | 12 KG
FORGED 6061 ALLOY WITH
T6 HEAT TREATMENT FOR
OPTIMUM HARDNESS.



MR127 LUG 5

SIZE
 17 x 8
 18 x 8
 20 x 8.5
 20 x 10.5
A Satin Black



MR128 LUG 5

SIZE
 16 x 7
 17 x 7.5
 18 x 8
A Satin Black Machined



MR130 LUG 5
TECHNOMESH™

485 ITALIA STREET
SIZE
 Front: 20 X 8.5 | 19.9kg
 Back: 20 x 10.5 | 21.7kg
A Race Silver



MR221 TRAKLITE

Front: 17 x 8 | 8 KG
 Rear: 18 x 10 | 9.5 KG
Two-Piece FORGED 6061 ALLOY
CENTER WITH 6061 ALLOY
SPUN RIM.



MR131 LUG 5

SIZE
 17 x 7
 17 x 8
 18 x 8
 18 x 9
A Satin Black
B Matte Bronze
C Silver



MR221 LUG 4 | 5
TRAKLITE 1.0

SIZE SIZE SIZE SIZE
 17 x 7 18 x 7 18 x 11 20 x 10
 17 x 8 18 x 8 18 x 12 20 x 10.5
 17 x 9 18 x 9 20 x 8.5 20 x 12
 17 x 10 18 x 10 20 x 9 20 x 15
A Two-Piece Forged Matte Black



MR224 LUG 4 | 5

SIZE SIZE SIZE SIZE SIZE SIZE
 15 x 4 15 x 8 15 x 12 16 x 7 17 x 7 17 x 9.5
 15 x 6 15 x 9 15 x 14 16 x 8 17 x 8 17 x 11
 15 x 7 15 x 10 16 x 5.5 16 x 9.5
A Two-Piece Mag Gray w/ Polished Rim
 *Reg U.S. Pat No. D649,921
 (Reversed Rim 15 x 6, 15 x 7 Only)



When choosing wheels for your vehicle, it's not as easy as picking your favorite design and color. There are a few factors that need to be considered before you make your purchase.



FINDING THE PERFECT FIT FOR YOUR VEHICLE

Wheels have several different measurement components that need to be considered including: backspace, wheel width, wheel diameter, bolt pattern and offset. All of these measurements are critical to the fitment and performance of your car. For example, a wheel that is too small will not fit around the brake rotor and a wheel with too much backspace can hit your suspension or inner fender well area.

Here's a breakdown of each measurement component:

BACKSPACE (measured in inches) is the distance from the wheel mounting surface to the rear outer edge of the wheel lip. The higher the backspace, the more the wheel is moved "in" and conversely, the lower the backspace, the more the wheel is moved "out."

OFFSET (measured in millimeters) is the distance from the wheel mounting surface to the imaginary centerline of the wheel. The more the wheel face is moved out away from the centerline, the higher the offset and the more the wheel is pulled under the vehicle. The more the wheel face is moved behind the centerline the lower the offset and the more the wheel will stick out.

BOLT PATTERN is the spacing of the wheel studs (measured in inches or millimeters). The most common lug amounts are 4, 5, 6, and 8 lug.

WHEEL WIDTH is the actual width of the wheel. Don't forget, when measuring for custom wheels, the actual width of a wheel is about 1" wider than the advertised width.

WHEEL DIAMETER (measured in inches) is distance from edge to edge on the face of the wheel. Almost everyone who is purchasing custom wheels is doing so to increase the wheel diameter because it improves handling, makes room for bigger brakes, and looks good.

custom
shop



MOTEGI
RACING

YOU DESIGN THEM. WE BUILD THEM.

THE MOTEGI RACING CUSTOM SHOP, IS A CUSTOM WHEEL BUILDING FACILITY LOCATED IN SOUTHERN CALIFORNIA THAT CAN BUILD ANY WHEEL YOU CAN DREAM UP.


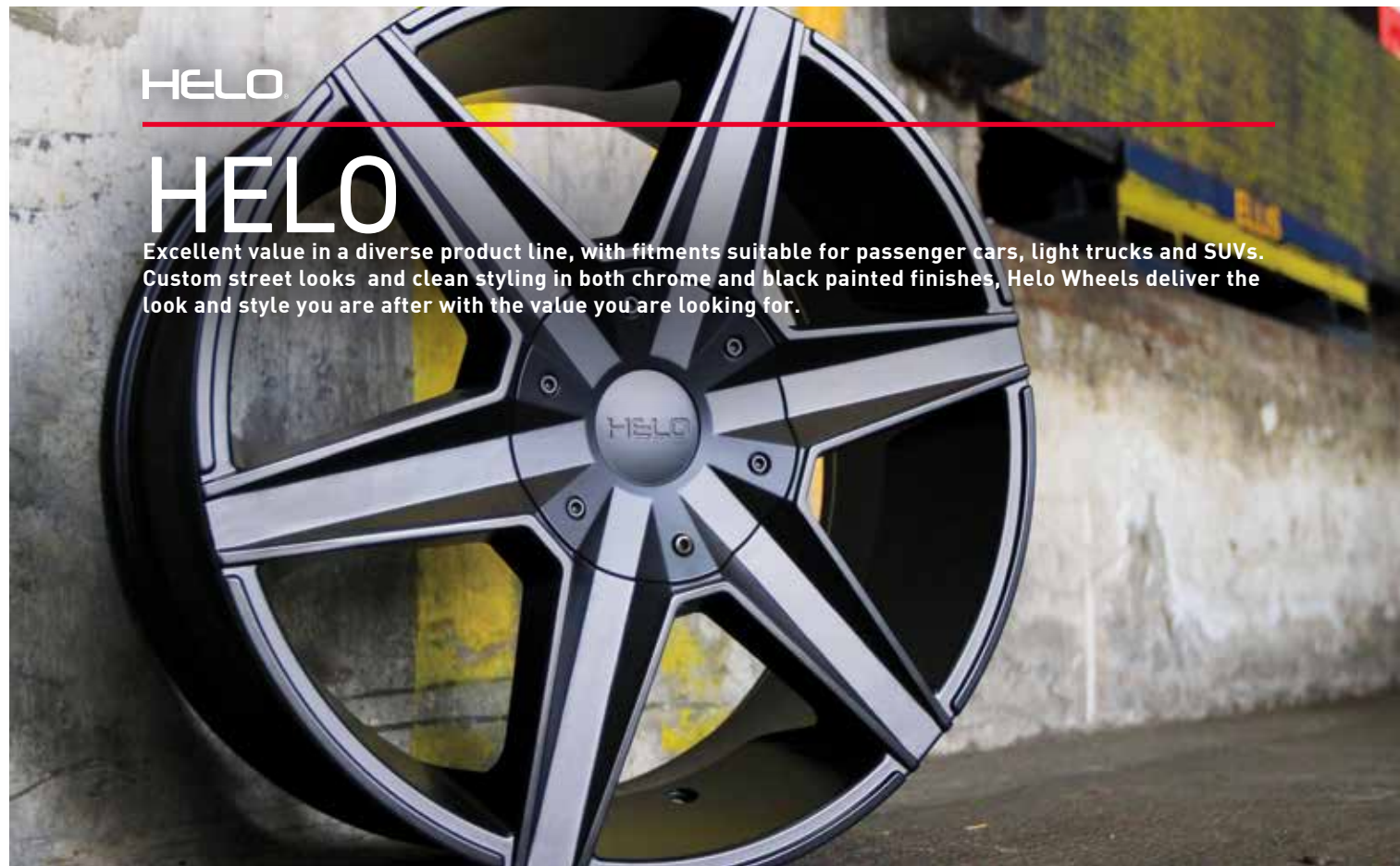
custom
shop

WWW.MOTEGIRACING.COM/CUSTOMSHOP

HELO

HELO

Excellent value in a diverse product line, with fitments suitable for passenger cars, light trucks and SUVs. Custom street looks and clean styling in both chrome and black painted finishes, Helo Wheels deliver the look and style you are after with the value you are looking for.



HE791 LUG 5 | 6

MAXX 6

SIZE SIZE

15 x 8 17 x 9

16 x 8 18 x 9

17 x 8 20 x 10

A Gloss Black Milled

B Gloss Black Machined

C Chrome

*Reg U.S. Pat No. D507,522

HE791 LUG 8

MAXX 8

SIZE SIZE

16 x 8 17 x 9

16 x 10 18 x 9

17 x 8 20 x 10

A Gloss Black Milled

B Gloss Black Machined

C Chrome

*Reg U.S. Pat No. D527,699

HE835 LUG 5 | 6 | 8

SIZE

17 x 8

18 x 9

20 x 9

22 x 9.5

A Gloss Black Machined

B Chrome



HE845 LUG 4 | 5

SIZE

17 x 7.5

18 x 8

20 x 8.5

A Gloss Black Machined

B Chrome



HE875 LUG 5 | 6

SIZE

20 x 8.5

22 x 9.5

24 x 9.5

26 x 9.5

A Gloss Black w/ Chrome Inserts

B Chrome w/ Gloss Black Inserts



HE878 LUG 5 | 6 | 8

SIZE

16 x 9

17 x 9

18 x 9

20 x 9

A Satin Black

B Chrome

*Patent Pending

HE890 LUG 5

SIZE

20 x 8.5

20 x 10

22 x 8.5

A Satin Black

B Gloss Black Machined



HE894 LUG 5

SIZE

17 x 7.5

18 x 8

20 x 8.5

A Satin Black w/ Tinted Clear

B Satin Black

A



HE891 LUG 5 | 6

SIZE SIZE

20 x 8.5 24 x 9.5

22 x 9.5 26 x 9.5

A Gloss Black w/ Chrome Inserts

B Chrome w/ Gloss Black Inserts

*Each Finish Comes w/ Two Sets of Inserts (Gloss Black and Chrome)



HE879 LUG 5 | 6 | 8

SIZE

16 x 8

17 x 9

18 x 9

20 x 9

22 x 10

A Gloss Black Milled

*Patent Pending



HE880 LUG 4 | 5

SIZE

16 x 7

17 x 7.5

18 x 8

20 x 8.5

A Gloss Black Machined

B PVD



HE884 LUG 4 | 5

SIZE

16 x 7

17 x 7

18 x 7

20 x 8

A Gloss Black Machined

B PVD



HE885 LUG 5

SIZE

16 x 7

17 x 7.5

18 x 8

20 x 8.5

A Satin Black

B Silver

*Patent Pending



HE886 LUG 5 | 6 | 8

SIZE

16 x 8

17 x 9

18 x 9

20 x 9

20 x 10

A Satin Black Milled

B PVD



HE887 LUG 5 | 6

SIZE

20 x 8.5

22 x 9

24 x 9.5

A Satin Black

B Chrome



ADVENTUS

Powerful, agile and distinctive, engineered for high performance and responsive handling – the latest luxury sports wheels that encompass harmony of the design, lightweight aluminum body construction and advanced technologies deliver an experience that is intuitive and instinctive.

ADVENTUS MONOBLOCK SPORTS SERIES ARE AVAILABLE IN SIZES 20" & 22" & 5 X 105 -5 X 130 BOLT PATTERNS.

ARZ-S10

ARZ-S11

ARZ-S12



ARZ-S13

ARZ-S14

ARZ-S15



MONOBLOCK SPORTS SERIES

ARZ-S10



AVS-1



Satin Black w/
Machined Face Stainless Steel Lip

Satin Black Milled w/
Stainless Steel Lip

AVS-2



Satin Black w/
Milled Stainless Steel Lip

Satin Black Machined w/
Stainless Steel Lip

AVS-3



Satin Black w/
Stainless Steel Lip

Satin Black Machined Face w/
Stainless Steel Lip

AVS-4



Satin Black w/
Milled Stainless Steel Lip

Satin Black Machined Face w/
Stainless Steel Lip

AVS-5



Satin Black Machined Face w/
Stainless Steel Lip

Satin Black w/
Stainless Steel Lip

AVX-6



Matte Black w/
Machined Register

Chrome

AVX-7



Matte Machined Register

Chrome

AVX-10



Matte Machined Register

Chrome



ADVENTUS

BY ASANTI SPORT



ASANTI

"Luxury is the balance of design, in the sense of beauty and highest quality." Elegantly crafted and designed to complement the world's most luxurious motor cars. Asanti's European styling's, incisive forgings and custom finishes to create multi piece wheels that are unique in every way. Attention to detail, originality, and exclusivity and above all quality is Unequaled Luxury. All Asanti wheels are made to order from our Custom Shop facility in Southern CA. Please visit asantiwheels.com for more information.



VF-837 LUG 5 | 6
5-AXIS FORGING
SIZE PART
20 - 32 837
Forgings 5-Axis



VF-838 LUG 5
5-AXIS FORGING
SIZE PART
19 - 32 838
Forgings 5-Axis



AF-836 LUG 5 | 6
5-AXIS FORGING
SIZE PART
20 - 32 836
Forgings 5-Axis



CX-824 LUG 5 | 6
5-AXIS FORGING
SIZE PART
19 - 32 824
Forgings Standard Concave



AF-824 LUG 5 | 6
STANDARD FORGING
SIZE PART
19 - 32 824
Forgings Standard Concave




CX-828 LUG 5 | 6
CONCAVE FORGING
SIZE PART
19 - 32 828
Forgings Standard Concave



AF-830 LUG 5 | 6
STANDARD FORGING
SIZE PART
19 - 32 830
Forgings Standard Concave



CX-830 LUG 5 | 6
CONCAVE FORGING
SIZE PART
19 - 32 830
Forgings Standard Concave



CX-825 LUG 5 | 6
CONCAVE FORGING
SIZE PART
19 - 32 825
Forgings Standard Concave



AF-825 LUG 5 | 6
STANDARD FORGING
SIZE PART
19 - 32 825
Forgings Standard Concave



CX-829 LUG 5 | 6
CONCAVE FORGING
SIZE PART
19 - 32 829
Forgings Standard Concave



AF-829 LUG 5 | 6
STANDARD FORGING
SIZE PART
19 - 32 829
Forgings Standard Concave



CX-839 LUG 5 | 6
CONCAVE FORGING
SIZE PART
20 - 32 839
Forgings Concave



CX-840 LUG 5
CONCAVE FORGING
SIZE PART
19 - 32 840
Forgings Standard Concave



ABL-1



Machine Black SS Lip | Chrome | Machine Black Black Lip

ABL-3



Machine Face SS Lip | Black Milled SS Lip | Machine Black Black Lip

ABL-4



Machine Black SS Lip | Chrome | Machine Black Black Lip

ABL-5



Machine Face SS Lip | Silver | Black Milled SS Lip

ABL-6



Machine Black SS Lip | Chrome | Machine Face Black Lip

ABL-7



Machine Black SS Lip | Chrome | Machine Face Black Lip

ABL-9



Machine Black SS Lip | Chrome | Machine Black Black Lip

ABL-10



Machine Black SS Lip | Chrome | Machine Face Black Lip

BMW 650
ABL-3



ASANTI®

BLACK LABEL

CADILLAC CTS
ABL-5



OE CREATIONS

When Original Equipment isn't enough. OE Creations offers clean styles and fitments to suit a wide range of applications.



102 LUG 4 | 5
SIZE
 17 x 9
A Chrome
B Black




107 LUG 5
SIZE
 20 x 9
 22 x 9
 22 x 10
A Chrome
B Matte Black
C Semi Gloss Black
D Gloss Black (Not Shown)



112 LUG 6
SIZE
 20 x 8.5
 22 x 10
A Chrome
B Matte Black




119 LUG 5
SIZE
 20 x 9
 22 x 9
A Chrome
B Gloss Black Machined



121 LUG 5
SIZE
 17 x 8.5
 18 x 8.5
 18 x 9.5
 19 x 10
A Chrome
B Hyper Silver Dark



122 LUG 6
SIZE
 22 x 9
A Chrome
B Gloss Black (Not Shown)



124 LUG 5
SIZE
 20 x 8
 20 x 9
A Gloss Black Machined
B Chrome
C Matte Black



129 LUG 5
SIZE
 20 x 9
 20 x 10
A Chrome
B Gloss Black



130 LUG 5
SIZE
 17 x 8.5
 18 x 8.5
 18 x 9.5
 19 x 10
 19 x 12
A Gloss Black
B Chrome



131 LUG 6
SIZE
 20 x 8.5
 22 x 10
A Gloss Black
B Chrome
C Matte Black
D Polished



132 LUG 6
SIZE
 22 x 9
A Chrome
B Gloss Black



136 LUG 5
SIZE
 16 x 7.5
 17 x 8
 18 x 8
 19 x 8.5
 19 x 9.5
A Hyper Silver Machined
B Chrome
C Gloss Black Machined



137 LUG 5
SIZE
 17 x 8
 20 x 10
 18 x 8
 22 x 9
 20 x 9
A Matte Black
B Gloss Black
C Chrome
D Hyper Silver Dark



144 LUG 6
SIZE
 20 x 8.5
 22 x 9
 24 x 10
A Gloss Black
B Chrome



147 LUG 5 | 6
SIZE
 20 x 8.5
 22 x 9
 24 x 10
 26 x 10
A Silver Machined
B Chrome (Not Shown)



148 LUG 5
SIZE
 16 x 8
 18 x 8
 20 x 8
A Black w/ Machined Spokes & Lip
B Chrome



150 LUG 6
SIZE
 20 x 9
 22 x 9
A Chrome
B Gloss Black
C Gloss Black Machined Face
D Matte Black



161 LUG 5
SIZE
 20 x 9
 20 x 10
 22 x 9
A Chrome
B Black/ Bronze
C Gloss Black
D Copper
E Matte Black (Not Shown)



160 LUG 5
SIZE
 17 x 8.5
 19 x 8.5
 18 x 8.5
 19 x 10
 18 x 9.5
 20 x 10
A Chrome
B Gloss Black w/ Machined
C Gloss Black



166 LUG 6
SIZE
 20 x 9
 22 x 9
A Hyper Silver Dark
B Chrome (Not Shown)



171 LUG 6
SIZE
 22 x 9
A Gun Metal w/ Machine
B Chrome (Not Shown)

NITTO GRAPPLERS™



TERRA GRAPPLER® G2

To learn more, visit nittotire.com/TerraG2

NITTO



**TERRA
GRAPPLER A/T**

SIZES

16 | 17 | 18 | 22 | 24



**G2 TERRA
GRAPPLER**

SIZES

17 | 18 | 20 | 22



**EXO
GRAPPLER**

SIZES

17 | 18 | 20



**TRAIL
GRAPPLER**

SIZES

15 | 16 | 17 | 18 | 20
22 | 24



**MUD
GRAPPLER**

SIZES

15 | 16 | 17 | 18 | 20 | 22



**DURA
GRAPPLER**

SIZES

16 | 17 | 18 | 20 | 22



**DUNE
GRAPPLER**

SIZES

17 | 18 | 20



NT420S

SIZES

16 | 17 | 18 | 20 | 22 | 24



NT 421Q

SIZES

17 | 18 | 19 | 20 | 22



MOTIVO

SIZES

17 | 18 | 19 | 20



**NT555
EXTREME ZR**

SIZES

17 | 18 | 19 | 20 | 22



NEO GEN

SIZES

15 | 16 | 17 | 18 | 19
20 | 22



NT INVO

SIZES

17 | 18 | 19 | 20 | 22 | 24



NT-05

SIZES

17 | 18 | 19 | 20



NT-01

SIZES

14 | 15 | 16 | 17 | 18 | 20



NT555 G2

SIZES

17 | 18 | 19 | 20



WILDPEAK AT3W
SIZES
15 | 16 | 17 | 18 | 20



WILDPEAK M/T
SIZES
15 | 16 | 17 | 18 | 20



WILDPEAK H/T
SIZES
15 | 16 | 17 | 18 | 19 | 20



**ZIEX
ZE950 A/S**
SIZES
15 | 16 | 17 | 18 | 19 | 20



ZIEX S/TZ05
SIZES
16 | 17 | 18 | 19 | 20
22 | 24



AZENIS FK453
SIZES
17 | 18 | 19 | 20 | 22



**AZENIS FK450
A/S**
SIZES
16 | 17 | 18 | 19 | 20



ESPIA EPZ II
SIZES
14 | 15 | 16 | 17 | 18



**SINCERA
SN250 A/S**
SIZES
14 | 15 | 16 | 17 | 18



**EUROWINTER
HS449**
SIZES
13 | 14 | 15 | 16 | 17
18 | 19 | 20

CONQUER YOUR WORLD



FK450 A/S



FK453



RT615K

AZENIS

AZENIS offers owners of sports cars, performance coupes and luxury sedans the ultimate in high performance through advanced control, grip and handling.



**CINTURATO P7
ALL-SEASON PLUS**

SIZES

16 | 17 | 18 | 19 | 20



**SCORPION VERDE
ALL SEASON**

SIZES

16 | 17 | 18 | 19 | 20
21 | 22



**SCORPION VERDE
ALL-SEASON PLUS**

SIZES

15 | 16 | 17 | 18 | 20
22 | 24



**SCORPION ZERO
ASIMMETRICO**

SIZES

17 | 18 | 19 | 20 | 22 | 24
26 | 28 | 30



SCORPION STR

SIZES

15 | 16 | 17 | 18 | 19 | 20



SCORPION ATR

SIZES

15 | 16 | 17 | 18 | 20
22 | 24



P-ZERO

SIZES

17 | 18 | 19 | 20 | 21 | 22



**P-ZERO ALL
SEASON PLUS**

SIZES

16 | 17 | 18 | 19 | 20



**P-ZERO
NERO GT**

SIZES

13 | 14 | 15 | 16 | 17



AT4000

SIZES

15 | 16 | 17 | 18 | 20



ST5000

SIZES

15 | 16 | 17 | 18 | 20 | 22
24 | 26



FP7000

SIZES

14 | 15 | 16 | 17 | 18 | 19



FP8000

SIZES

18 | 19 | 20 | 22

BACKSPACING

	3.25	3.5	3.75	4.0	4.25	4.5	4.75	5.0	5.25	5.5	5.75	6.0	6.25	6.50	6.75	7.0	7.25	7.5	7.75	8.0	
5.0	6	12	19	25	32	38	44	51	57	63	69	76									
5.5	0	6	12	19	25	32	38	44	51	57	63	69	76								
6.0	-6	0	6	12	19	25	32	38	44	51	57	63	69	76							
6.5	-12	-6	0	6	12	19	25	32	38	44	51	57	63	69	76						
7.0	-19	-12	-6	0	6	12	19	25	32	38	44	51	57	63	69	76					
7.5	-25	-19	-12	-6	0	6	12	19	25	32	38	44	51	57	63	69	76				
8.0	-32	-25	-19	-12	-6	0	6	12	19	25	32	38	44	51	57	63	69	76			
8.5	-38	-32	-25	-19	-12	-6	0	6	12	19	25	32	38	44	51	57	63	69	76		
9.0	-44	-38	-32	-25	-19	-12	-6	0	6	12	19	25	32	38	44	51	57	63	69	76	
9.5	-51	-44	-38	-32	-25	-19	-12	-6	0	6	12	19	25	32	38	44	51	57	63	69	76
10.0	-57	-51	-44	-38	-32	-25	-19	-12	-6	0	6	12	19	25	32	38	44	51	57	63	69
10.5	-63	-57	-51	-44	-38	-32	-25	-19	-12	-6	0	6	12	19	25	32	38	44	51	57	63
11.0	-69	-63	-57	-51	-44	-38	-32	-25	-19	-12	-6	0	6	12	19	25	32	38	44	51	57
11.5	-76	-69	-63	-57	-51	-44	-38	-32	-25	-19	-12	-6	0	6	12	19	25	32	38	44	51
12.0	-83	-76	-69	-63	-57	-51	-44	-38	-32	-25	-19	-12	-6	0	6	12	19	25	32	38	44

**OFFSET
CONVERSION
TABLE**

WHEEL WIDTH



SS17-144

Pro+ Programming/
Scan Tool



SS17-144-2

OBDII Module for
Smart Sensor Pro+



SS17-43011

315MHz Smart Sensors
Snap-In (Green)

SS17-43012

433MHz Smart Sensors
Snap-In (Brown)



SS17-43013

315MHz
Smart Sensors (Green)

SS17-43014

433MHz
Smart Sensors (Brown)



SS17-43016

Replacement Snap-In Valve for 43011/17-43012



SS17-43017

Gloss Black Replacement Valve for 17-43013/14



SS17-43018

Matte Black Replacement Valve for 17-43013/14



SS17-43019

Aluminum Replacement Valve for 17-43013/14



SS17-43020

Polished Chrome Replacement Valve for 17-43013/14

SMART SENSOR KITS

SS17-43001
Smart Sensor Kit
w/ Clamp-In Sensors

1- Programming Tool
4- 315MHz Sensors
4- 433MHz Sensors

SS17-43002
Smart Sensor Kit
w/ Clamp-In Sensors

1- Programming Tool
22- 315MHz Sensors
8- 433MHz Sensors

SS17-43006
Smart Sensor Kit
w/ Snap-In Sensors

1- Programming Tool
4- 315MHz Sensors
4- 433MHz Sensors

THE SMART TPMS SOLUTION

- Snap-in and Clamp-in Sensors available.
- Pro+Tool is also an Activation/ Wake-up Tool.
- Easy to learn and use
- Program or Copy a sensor, using the Pro+Tool just in seconds.
- Smart Sensors can be triggered by the other TPMS tools.

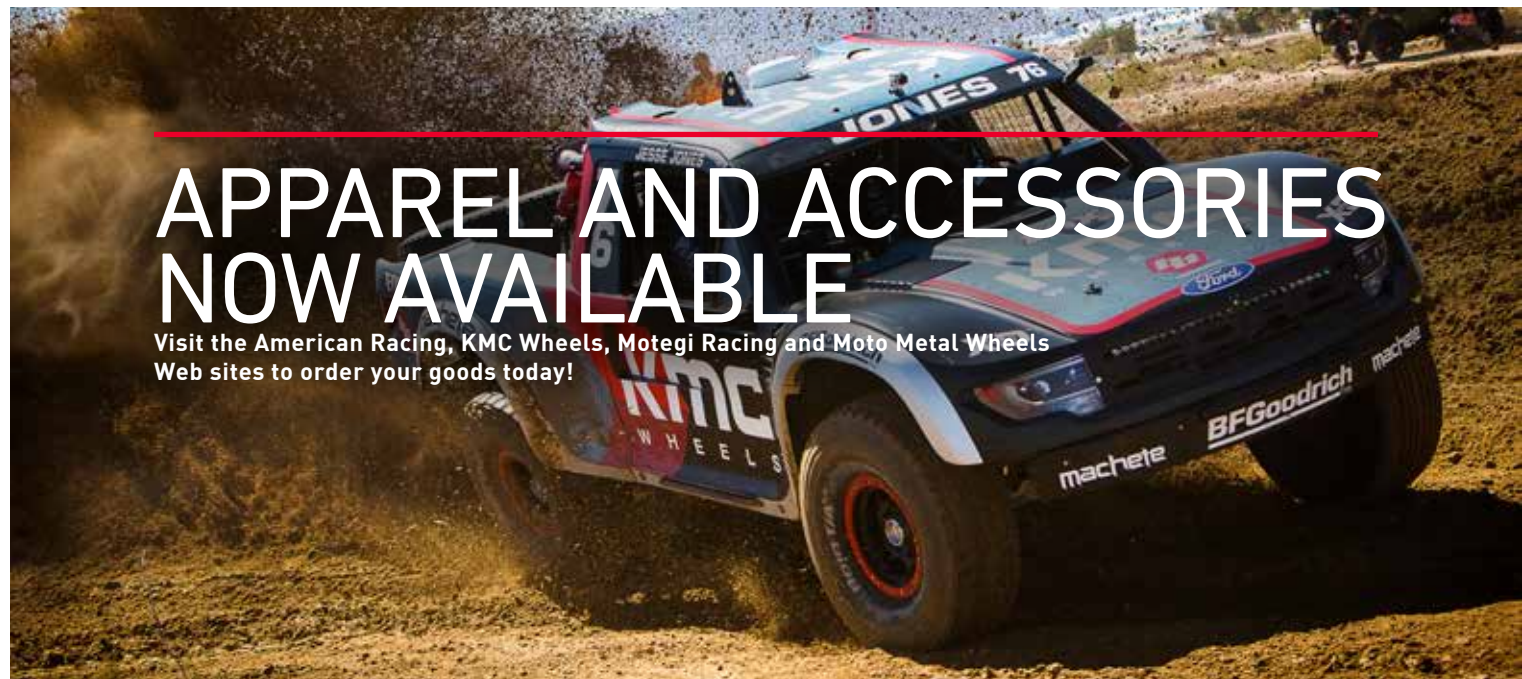
**ONLY 2 SENSORS TO SERVICE 90%
OF VEHICLE APPLICATIONS!**

OBDII MODULE NOW AVAILABLE
ReLearn Asian Vehicles! Lifetime FREE Updates!

APPLICATION COVERAGE INCLUDES
95% GM, Ford and Chrysler, 85% Imports
Honda, Toyota, BMW, Mercedes, Volkswagen and many others.

APPAREL AND ACCESSORIES NOW AVAILABLE

Visit the American Racing, KMC Wheels, Motegi Racing and Moto Metal Wheels Web sites to order your goods today!



American Racing
SINCE 1956



KMC WHEELS



MOTO METAL



MOTEGI RACING



XKMC



THE ROCKSTAR



AMERICANRACING.COM

KMCWHEELS.COM

MOTOMETALWHEELS.COM

MOTEGIRACING.COM



American Racing
SINCE 1956

SIXTY
60
YEARS