

*Be a Part of the Legend*

**MICKY THOMPSON**



**STREET • STRIP • TRUCK • OFF-ROAD**

*2011 Performance Catalog*



## ***Be a Part of The Legend***

Mickey Thompson himself is a legend and the tires that bear his name are just as legendary for their innovations in design and performance. One of the coolest things about owning a set of Mickey's is not only are you getting a great set of tires and wheels, when you own a set it makes you a part of the Mickey Thompson legend. Now that's an honor!

### **Truck Tires & Wheels**

Mickey Thompson tires & wheels are built to handle even the most extreme conditions, so if you are cruising down the highway, running the Rubicon, or flying thru the desert you know these products will perform! Mickey Thompson's light truck radials are built tough for truck, 4x4, and SUV owners that demand more from their tires. A great selection of sizes, high load ratings, deeper tread, wider footprints, great ride characteristics, and great towing capability are just of few of the things that make Mickey Thompson light truck products better than the competition.



### **Street Tires & Wheels**

Mickey Thompson tires are built exclusively for enthusiasts like you. We specialize in tires for drag racing, street rods, and muscle cars. That is why you'll find Mickey Thompson tires on the fastest, sleekest, and baddest cars on the planet! Our line of ET Street Radials, Sportsman S/R Radials, HR wheels and now the new Sportsman S/T Radial are the most sought after products by performance junkies, and custom hot rod builders all over the world!



### **Quality You Can Trust**

All Mickey Thompson tires and wheels start with quality designs and are then built to exacting standards with high quality raw materials and processes. All Mickey Thompson products are warranted for the life of the product to be free of manufacturers defects. Our engineering and quality assurance departments are hard at work ensuring that every product meets our tough standards before it gets to wear the M/T Stamp of Approval.

### **World Class Drag Tires**

In the sport of drag racing Mickey Thompson ET Drag tires have become a force to be reckoned with. Last year many World and National Championships were won on M/T drag slicks and M/T racers set new world records. Mickey Thompson drag slicks continue to dominate the motorcycle, muscle car, sportsman, and sport compact drag racing classes, and with the great results we have been achieving in radial drag tire technology and big tire development Mickey Thompson is looking to expand it's market share in 2011 and beyond.



### **Legendary Off Road Tires**

Mickey Thompson himself was a pioneer in the world of off-road racing and Mickey Thompson Tires has worked hard to maintain that legendary image by developing and producing some of the finest products available for high performance off-roading.



**Experience The Mickey Thompson Difference And Become A Part Of The Legend!**

Call Us At 800-222-9092 Or Visit Us At

**[www.mickeythompson tires.com](http://www.mickeythompson tires.com)**

For The Latest News and To Find A Mickey Thompson Dealer Near You.





**15" Front**



**17" Dragster Front**



**15x10 Rear**

**NEW!**

# Pro-5<sup>TM</sup> ET Drag<sup>®</sup> Wheels

One Piece Fully forged and CNC-machined drag racing wheels offering the lightest practical weight and the greatest strength available from any aluminum wheel today.

Part #	Size	Appx. Wt.	Bolt Circle	Back Space
<b>FRONTS</b>				
5350000†	15X3.5	7.4	Anglia Spindle	---
5350001†	15X3.5	7.2	Strange Spindle	---
5351545	15x3.5	7.5	5x4.5	1.75
5351547	15x3.5	7.5	5x4.75	1.75
5352545	15x3.5	8.4	5x4.5	2.25
5352547	15x3.5	8.4	5x4.75	2.25
77252125	17x2.125	8	Anglia	---
<b>REARS</b>				
5804545	15x8	10.8	5x4.5	4.5
5804547	15x8	10.8	5x4.75	4.5
5805545	15x8	11	5x4.5	5.5
5805547	15x8	11	5x4.75	5.5
5105545	15X10	10.75	5X4.5	5.5
5105547	15X10	10.75	5x4.75	5.5
5106545	15X10	10.75	5x4.5	6.5
5106547	15X10	10.75	5X4.75	6.5
5125545	15x12	12.5	5x4.5	5.5
5125547	15x12	11.9	5x4.75	5.5
5126545	15x12	12.2	5x4.5	6.5
5126547	15x12	12.7	5x4.75	6.5
5144545	15x14	12.8	5x4.5	4.5
5144547	15x14	12.8	5x4.75	4.5
5145545	15x14	13	5x4.5	5.5
5145547	15x14	13	5x4.75	5.5
5146545	15x14	13	5x4.5	6.5
5146547	15x14	13	5x4.75	6.5
5154545	15x15	13.2	5x4.5	4.5
5154547	15x15	13.8	5x4.75	4.5
5155545	15x15	13.4	5x4.5	5.5
5155547	15x15	13.6	5x4.75	5.5
5156545	15x15	13.7	5x4.5	6.5
5156547	15x15	13.7	5x4.75	6.5
6164547	16x16	14.5	5x4.75	4
6165547	16x16	14.2	5x4.75	5

**CENTER CAPS SOLD SEPARATELY, USE PART # 701216**

† All spindle mount wheels include center cap (Part # 701217) as shown. Bearing and seal kits are not included.

# Pro-5<sup>TM</sup> ET Drag<sup>®</sup> Bead Lock Wheels

World's first one-piece, no weld, fully integrated bead-locks provide state-of-the-art design and function for your drag race vehicle.



**16"X16" Double Bead Lock**

## Pro-5<sup>TM</sup> Bead Lock Sizes


Part #	Size	Appx. Wt.	Bolt Circle	Back Space
6164547DBL**	16X16	21.9	5X4.75	4
6165547DBL**	16X16	21.9	5X4.75	5
6166547DBL**	16X16	22.2	5X4.75	6
6164550DBL(SD)**	16X16	23.8	5X5	4
6165550DBL(SD)**	16X16	23.8	5X5	5
6164555DBL(SD)**	16X16	24.2	5X5.5	4
6165555DBL(SD)**	16X16	24.1	5X5.5	5

\*\* Replacement beadlock rings and extra thick rings are available see table below for part numbers and descriptions (2 lock rings / 1 bolt kit needed per wheel). Cap not included order part # 701216.

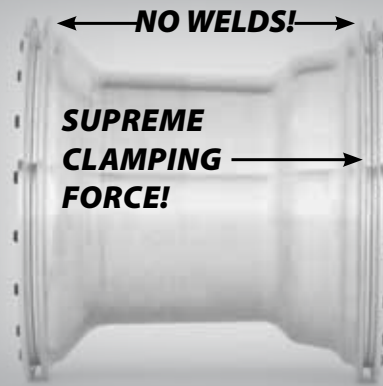
(SD) Severe Duty, These wheels exceed SFI 15.3 Certification.

## Pro-5<sup>TM</sup> Bead Lock Wheel Accessories

Part #	Description
701400	Bead-Lock Bolt Kit - 1" Length
701401	Bead-lock Bolt Kit - 1.250" Length (for thick ring kits)
701304	Bead-Lock Ring Standard - Polished Finish
701307	Bead-Lock Ring Standard - Machined Finish
701305	Bead-Lock Ring - Thick - Polished (for thick bead tires)
701306	Bead-Lock Ring - Thick - Machined (for thick bead tires)
701216	Standard Rear Cap - 3.180" Bore
701217	Pro-5 Spindle Mount Cap - Billet



**ONE PIECE!**



**NO WELDS!**

**SUPREME  
CLAMPING  
FORCE!**

# HR-1 Wheels

One-piece rotary-forged aluminum wheel with distinctive styling and a highly polished, mirror-like finish. This top quality wheel will make your hot rod or street rod stand out from the crowd! Available in sizes up to an incredible 20x16! The perfect wheels to complement our Sportsman S/R Radial.



Part #	Size	Appx. Wt.	Bolt Circle	Back Space
15405451	15x4	14	5-4.50	1.50
15405471	15x4	14	5-4.75	1.50
15605453	15x6	16	5-4.50	3.25
15605473	15x6	16	5-4.75	3.25
18455451	18x4.5	20	5-4.50	1.75
18455471	18x4.5	20	5-4.75	1.75
18605453	18x6	23	5-4.50	3.13
18605473	18x6	23	5-4.75	3.13
18155455	18x15.5	30	5-4.50	5.00
18155475	18x15.5	30	5-4.75	5.00
12165455	20x16	38	5-4.50	5.00
12165475	20x16	38	5-4.75	5.00

Replacement Center Cap Use Part # 10101

# HR-2 Wheels

One-piece rotary-forged aluminum wheel with distinctive styling and a highly polished, mirror-like finish. This top quality wheel will make your hot rod or street rod stand out from the crowd! Available in sizes up to an incredible 20x16! The perfect wheels to complement our Sportsman S/R Radial.



HR-2 IS LIMITED TO QUANTITY ON HAND, WHILE SUPPLIES LAST.

Replacement Center Cap Use Part # 10101

Part #	Size	Appx. Wt.	Bolt Circle	Back Space
25405451	15x4	17	5-4.50	1.50
25405471	15x4	17	5-4.75	1.50
25605453	15x6	20	5-4.50	3.25
25605473	15x6	20	5-4.75	3.25
28455451	18x4.5	23	5-4.50	1.75
28455471	18x4.5	23	5-4.75	1.75
28605453	18x6	25	5-4.50	3.13
28605473	18x6	25	5-4.75	3.13
28155455	18x15.5	33	5-4.50	5.00
28155475	18x15.5	33	5-4.75	5.00
22165455	20x16	40	5-4.50	5.00
22165475	20x16	40	5-4.75	5.00



# M/T® Wheel Info

## Lug Nuts

All Classic II™ series, Classic Lock™ series, and SideBiter® wheels are designed to use bulge acorn (conical seat) lug nuts. Mickey Thompson recommends duplex bulge acorn lug nuts on vehicles of GVWR of 6,500lbs or greater.

## Center Caps

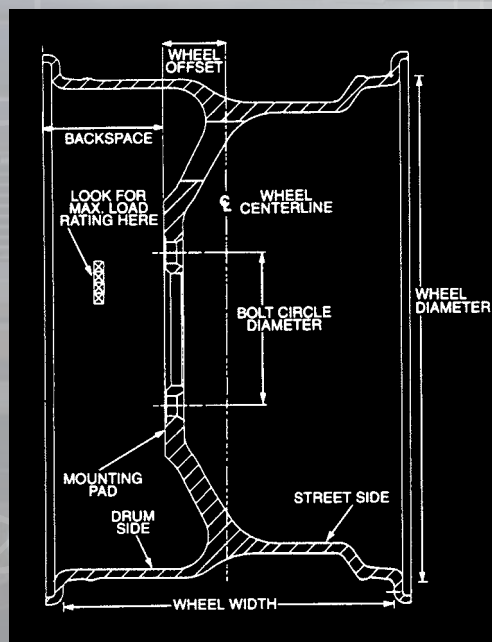
Center Caps are included with all Mickey Thompson wheels. Some vehicles may require special caps that are sold separately (See page 31).

## Back Spacing

Also called rear spacing. Distance from extreme back edge of rim, not bead seat, to the mounting pad. Lay a straight edge across back edge of rim and measure down to mounting pad.

## Wheel Offset

The distance from the wheels centerline to the plane at which the wheel meets the hub. Positive offset is toward the outside of the rim, negative offset is toward the inside. Zero offset is the center of the rim.



# SideBiter®



Styled after one of the best known innovations in off-road history, Mickey Thompson's revolutionary "tread-on-the-sidewall" tire design called SideBiter®, this new wheel is built to be a heavy duty performer with an easy to clean high gloss finish and exceptional styling designed to make your Jeep, Truck, or 4x4 look great!

- Tough High Gloss Black Finish
- High Strength Low Pressure Casting
- Embossed Center Cap With M/T Logo
- Available in 15"-16"-17" Diameters
- Lifetime Limited Guarantee Against Structural Defects

Part #	Size	Appx. Wt.	Bolt Circle	Back Space	Offset (mm)	Max Load	Repl. Cap	Part #	Size	Appx. Wt.	Bolt Circle	Back Space	Offset (mm)	Max Load	Repl. Cap
158421	15x8	24	5x4.5	3-5/16"	-30	2,000	401518	168482	16x8	24	8x6.5	4-1/2"	0	3,200	401521
158401	15x8	23	5x5.5	3-5/16"	-30	2,000	401519	179431	17x9	32	5x5.0	4-1/2"	-12	2,500	401518
158411	15x8	24	6x5.5	3-5/16"	-30	2,000	401517	179401	17x9	32	5x5.5	5"	0	2,500	401519
150421	15x10	28	5x4.5	3-5/8"	-46	2,500	401518	179462	17x9	26	6x135	5"	-1	2,500	401517
150401	15x10	27	5x5.5	3-3/8"	-53	2,500	401519	179412*	17x9	30	6x5.5	5"	0	2,500	401517
150411	15x10	28	6x5.5	3-1/2"	-53	2,500	401517	179170	17x9	30	8x170	5"	0	3,200	401521
168412*	16x8	26	6x5.5	4-1/2"	0	2,500	401517	179481	17x9	30	8x6.5	5"	0	3,200	401521
168170	16x8	24	8x170	4-1/2"	0	3,200	401521								

All SideBiter wheels are designed to use bulge acorn (conical seat) lug nuts. Mickey Thompson recommends duplex bulge acorn lug nuts on vehicles of GVWR of 6500lbs or greater.

\* Hub centering ring included for late model Chevy/GMC application





## Classic II™

Classic style with a highly polished finish and polished hand holes. The M/T® stamp of quality and limited lifetime guarantee gives added value to this popular truck wheel.

- Steel Inserts in the Lug Holes Provide a Stronger Seat Area
- Highly Polished Surface
- Hand Holes are Polished Inside for a More Distinctive and Attractive Look
- High Load Rating
- Chrome Center Cap Included
- Lifetime Limited Guarantee for Structural Defects

Part #	Size	Appx. Wt.	Bolt Circle	Back Space	Offset (mm)	Max Load	Repl. Cap †	Part #	Size	Appx. Wt.	Bolt Circle	Back Space	Offset (mm)	Max Load	Repl. Cap †
358421	15x8	17	5-4.5	3-5/16"	-30	2,000	401216	379452	17x9	23	5-135	4-1/2"	-12	3,000	401414
358441	15x8	17	5-4.75	3-5/16"	-30	2,000	401216	379403	17x9	23	5-150	5-1/2"	+13	3,000	401515
358431	15x8	17	5-5	3-5/16"	-30	2,000	401216	379421	17x9	26	5-4.5	4-1/2"	-12	3,000	401516
358401	15x8	17	5-5.5	3-5/16"	-30	2,000	401214	379431	17x9	26	5-5	4-1/2"	-12	3,000	401216
358411	15x8	17	6-5.5	3-5/16"	-30	2,000	401214	379402	17x9	23	5-5.5	4-1/2"	-12	3,000	401214
350421	15x10	20	5-4.5	3-5/8"	-48	2,500	401216	379462	17x9	23	6-135	5-1/2"	+12	3,000	401414
350401	15x10	20	5-5.5	3-5/8"	-48	2,500	401214	379411	17x9	23	6-5.5	5"	+0	3,000	401214
350411	15x10	20	6-5.5	3-5/8"	-48	2,500	401214	379412*	17x9	26	6-5.5	4-1/2"	-12	3,000	401514
352401	15x12	23	5-5.5	3-5/8"	-73	3,000	401214	379413*	17x9	24	6-5.5	5"	+0	3,000	401514
352411	15x12	23	6-5.5	3-5/8"	-73	3,000	401214	379170	17x9	24	8-170	5"	+0	3,000	401218
368452	16x8	21	5-135	3-3/4"	-19	3,100	401414	379481	17x9	24	8-6.5	5"	+0	3,000	401218
368421	16x8	21	5-4.5	4-7/16"	+0	3,100	401216								
368431	16x8	22	5-5	4"	-13	3,100	401216								
368401	16x8	21	5-5.5	4-7/16"	+0	3,100	401214								
368411	16x8	21	6-5.5	4-7/16"	+0	3,100	401214								
368412*	16x8	21	6-5.5	3-5/8"	-22	3,100	401514								
368170	16x8	21	8-170	4"	-13	3,100	401218								
368482	16x8	21	8-6.5	4"	-13	3,100	401218								
360412*	16x10	24	6-5.5	4-7/16"	-27	3,100	401514								
360170	16x10	24	8-170	4-7/16"	-27	3,100	401218								
360481	16x10	24	8-6.5	4-7/16"	-27	3,100	401218								
361412*	16x12	24	6-5.5	4-1/2"	-51	3,600	401514								
361170	16x12	24	8-170	4-1/2"	-51	3,600	401218								
361481	16x12	24	8-6.5	4-1/2"	-51	3,600	401218								

All Classic II Wheels are designed to use bulge acorn (conical seat) lug nuts. Mickey Thompson recommends duplex bulge acorn lug nuts on vehicles of GVWR of 6500lbs or greater.

† Caps listed are chrome steel caps and are included in the box. Optional "polished aluminum" caps are available (sold separately) See page 31 for applications.

\* Hub centering ring included for late model Chevy/GMC application





# Classic II™ Black

Classic style with a satin black finish and protective clear coat. The M/T® stamp of quality and limited lifetime guarantee gives added value to this popular truck wheel.

- Satin Black Finish with Protective Clear Coat
- High Load Rating
- Center Cap Included
- Lifetime Limited Guarantee for Structural Defects
- 1 Year Finish Warranty

Part #	Size	Appx. Wt.	Bolt Circle	Back Space	Offset (mm)	Max Load	Repl. Cap †
1258421	15x8	17	5-4.5	3-5/16"	-30	2,000	901213
1258401	15x8	17	5-5.5	3-5/16"	-30	2,000	901214
1258411	15x8	17	6-5.5	3-5/16"	-30	2,000	901215
1250421	15x10	20	5-4.5	3-5/8"	-48	2,500	901213
1250401	15x10	20	5-5.5	3-5/8"	-48	2,500	901214
1250411	15x10	20	6-5.5	3-5/8"	-48	2,500	901215
1268421	16x8	21	5-4.5	4-7/16"	+0	3,100	901213
1268411	16x8	21	6-5.5	4-7/16"	+0	3,100	901215
1268412*	16x8	21	6-5.5	3-5/8"	-22	3,100	901215
1268482	16x8	21	8-6.5	4"	-13	3,100	901218
1279431	17x9	26	5-5	4-1/2"	-12	3,000	901213
1279413*	17x9	24	6-5.5	5"	+0	3,000	901215
1279170	17x9	24	8-170	5"	+0	3,000	901218
1279481	17x9	24	8-6.5	5"	+0	3,000	901218

All Classic II Wheels are designed to use bulge acorn (conical seat) lug nuts. Mickey Thompson recommends duplex bulge acorn lug nuts on vehicles of GVWR of 6500lbs or greater.

† Caps listed are plastic closed end caps and are included in the box. Optional open end caps are available for select bolt patterns (sold separately). See page 31 for applications.

\* Hub centering ring included for late model Chevy/GMC application



# Classic Lock™

This simulated bead lock wheel features the same great styling as our Classic II wheel with an added bead lock-type ring, polished and embossed with large M/T logos. Gives the look and feel of a real bead lock without the expense. Great for 4x4 owners that are looking for off-road race or rock crawler styling.

- Large Bolt on Simulated Bead Lock Ring
- Street Legal with a Real Competition "Look"
- M/T® Logo Embossed into Simulated Lock Ring
- Highly Polished Surface
- Hand Holes are Polished Inside for a More Distinctive and Attractive Look
- High Load Rating
- Valve Stem, Center Cap, Polished Ring and Hardware Included
- Lifetime Limited Guarantee for Structural Defects

Part #	Size	Appx. Wt.	Bolt Circle	Back Space	Offset (mm)	Max Load	Repl. Cap †	Part #	Size	Appx. Wt.	Bolt Circle	Back Space	Offset (mm)	Max Load	Repl. Cap †
458421	15x8	20	5-4.5	3-5/16"	-30	2,000	401216	479452	17x9	26	5-135	4-1/2"	-12	2,500	401414
458401	15x8	20	5-5.5	3-5/16"	-30	2,000	401214	479421	17x9	26	5-4.5	4-1/2"	-12	2,500	401216
458411	15x8	20	6-5.5	3-5/16"	-30	2,000	401214	479431	17x9	27	5-5	4-1/2"	-12	3,000	401216
450421A	15x10	22	5-4.5	3-5/8"	-48	2,500	401216	479402	17x9	26	5-5.5	4-1/2"	-12	2,500	401214
450401A	15x10	22	5-5.5	3-5/8"	-48	2,500	401214	479462	17x9	26	6-135	5-1/2"	+12	2,500	401414
450411A	15x10	22	6-5.5	3-5/8"	-48	2,500	401214	479412*	17x9	26	6-5.5	4-1/2"	-12	2,500	401514
468452	16x8	24	5-135	4"	-12	3,100	401414	479170	17x9	26	8-170	5"	+0	3,100	401218
468421	16x8	24	5-4.5	4"	-12	3,100	401516	479481	17x9	26	8-6.5	5"	+0	3,100	401218
468401	16x8	24	5-5.5	4"	-12	3,100	401214								
468412*	16x8	24	6-5.5	4"	-12	3,100	401514								
468170	16x8	24	8-170	4-1/4"	-6	3,100	401218								
468482	16x8	24	8-6.5	4-1/4"	-6	3,100	401218								
460421	16x10	24	5-4.5	4-1/2"	-25	3,100	401216								
460401	16x10	24	5-5.5	4-1/2"	-25	3,100	401214								
460412*	16x10	24	6-5.5	4-1/2"	-25	3,100	401514								
460170	16x10	25	8-170	4-1/4"	-32	3,100	401218								
460481	16x10	25	8-6.5	4-1/4"	-32	3,100	401218								
461412*	16x12	26	6-5.5	4-1/2"	-51	3,100	401514								
461170	16x12	26	8-170	4-1/2"	-51	3,100	401218								
461481	16x12	26	8-6.5	4-1/2"	-51	3,100	401218								

All Classic Lock Wheels are designed to use bulge acorn (conical seat) lug nuts. Mickey Thompson recommends duplex bulge acorn lug nuts on vehicles of GVWR of 6500lbs or greater.

† Caps listed are chrome steel caps and are included in the box. Optional "polished aluminum" caps are available (sold separately) See page 31 for applications.

\* Hub centering ring included for late model Chevy/GMC application





# Classic Lock™ Black

This simulated bead lock wheel features the same great styling as our Classic II wheel with an added bead lock-type ring embossed with large M/T logos. Gives the look and feel of a real bead lock without the expense. Great for 4x4 owners that are looking for off-road race or rock crawler styling.

- Street Legal with a Real Competition “Look”
- M/T® Logo Embossed into Simulated Lock Ring
- Satin Black Finish with Protective Clear Coat
- High Load Rating
- Valve Stem, Center Cap, Black Ring and Hardware Included
- Lifetime Limited Guarantee for Structural Defects
- 1 Year Finish Warranty

Part #	Size	Appx. Wt.	Bolt Circle	Back Space	Offset (mm)	Max Load	Repl. Cap †
1358421	15x8	20	5-4.5	3-5/16"	-30	2,000	901213
1358401	15x8	20	5-5.5	3-5/16"	-30	2,000	901214
1350421	15x10	22	5-4.5	3-5/8"	-48	2,500	901213
1350401	15x10	22	5-5.5	3-5/8"	-48	2,500	901214
1350411	15x10	22	6-5.5	3-5/8"	-48	2,500	901215
1368412*	16x8	24	6-5.5	4"	-12	3,100	901215
1379431	17x9	27	5-5	4-1/2"	-12	3,000	901213
1379412*	17x9	26	6-5.5	4-1/2"	-12	2,500	901215
1379170	17x9	26	8-170	5"	+0	3,100	901218
1379481	17x9	26	8-6.5	5"	+0	3,100	901218

All Classic Lock Wheels are designed to use bulge acorn (conical seat) lug nuts. Mickey Thompson recommends duplex bulge acorn lug nuts on vehicles of GVWR of 6500lbs or greater.

† Caps listed are plastic closed end caps and are included in the box. Optional open end caps are available for select bolt patterns (sold separately). See page 31 for applications.

\* Hub centering ring included for late model Chevy/GMC application

# Classic Lock<sup>TM</sup> Color Rings

Enhance the look of your Classic Lock Wheels by adding these stylish color rings. Kit includes 1 ring and new mounting hardware.



Ring Color	15" Wheels	16" Wheels	17" Wheels
BLACK	511501	511601	511701
BLUE	511502	511602	511702
GOLD	511503	511603	511703
RED	511504	511604	511704
POLISHED	511505	511605	511705

# Replacement Caps

Aluminum Caps (Provide Harsh Weather Durability)		O.D.	Length
101214	Closed Cap for 5-5.5 and 6-5.5 B.C.	4.250	4.125
101215	Open Cap for 5-5.5 and 6-5.5 B.C.	4.250	4.125
101216	Closed Cap for 5-4.5, 5-4.75, and 5-5 B.C.	3.285	3.375
101217	Open Cap for 5-4.5, 5-4.75, and 5-5 B.C.	3.285	3.500
101218	Closed, Short Cap for 8-6.5 and 8-170mm B.C.	5.145	4.625
101219	Open, Short Cap for 8-6.5 and 8-170mm (Excl. Dana 60)	5.145	4.625
101220	Long Closed Cap for 8-6.5 and 8-170mm	5.145	6.000
101221	Short Closed Cap for 8-6.5 and 8-170mm	5.145	4.000
101222	Open Cap (Dana 60) Old #8167	5.145	4.625

### Embossed M/T Chrome Center Caps (Replacement Cap for Polished Wheels)

401214	Closed Cap for 5-5.5 and 6-5.5 B.C.
401216	Closed Cap for 5-4.5, 5-4.75, and 5-5 B.C.
401218	Closed, Short Cap for 8-6.5 and 8-170mm B.C.
401414	Closed Cap for Ford 5-135mm and 6-135mm
401514	Closed Cap for Chevy, Toyota 6-5.5 B.C. External Mount (screw-on cap)
401515	Closed Cap 5-150mm B.C. External Mount (screw-on cap)
401516	Closed External Mount Cap for 5-4.5" B.C. (plastic snap-in style cap)

### SideBiter Wheel Replacement Caps

401517	Closed, Bolt-on cap for 6-5.5 and 6-135mm B.C.
401518	Closed, Bolt-on cap 5-4.5 and 5-5 B.C.
401519	Closed, Bolt-on cap for 5-5.5 B.C.
401521	Closed, Bolt-on cap for 8-6.5 and 8-170mm B.C.

### Classic II Black / Classic Lock Black Wheel Replacement Caps

901213	Closed, Bolt-on cap for 5-4.5 and 5-5 B.C.
901214	Closed, Bolt-on cap 5-5.5 B.C.
901215	Closed, Bolt-on cap for 6-5.5 B.C.
901218	Closed, Bolt-on cap for 8-6.5 and 8-170mm B.C.
901314	Open, Bolt-on cap 5-5.5 B.C.
901313	Open, Bolt-on cap for 6-5.5 B.C.
901318	Open, Bolt-on cap for 8-6.5 and 8-170mm B.C.

Aluminum Cap



Embossed Cap



SideBiter Cap



Classic Black Cap

